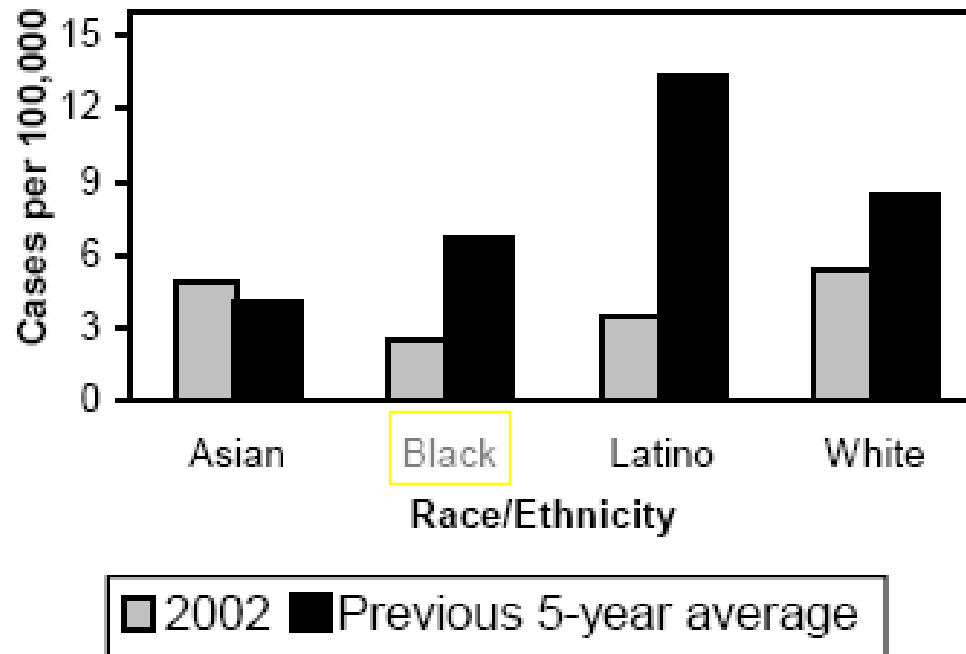


Hepatitis in LA County's Black Population

Hepatitis A

Graphs and information are courtesy of the Los Angeles County Department of Health Services,
Acute Communicable Disease Control 2002 Annual Morbidity Report:
http://www.lapublichealth.org/ACD/reports/annual/Hepatitis/Hep_A_Annual_Report_2002.pdf (Page 2)

Hepatitis A Incidence Rates by Race/Ethnicity LAC, 2002

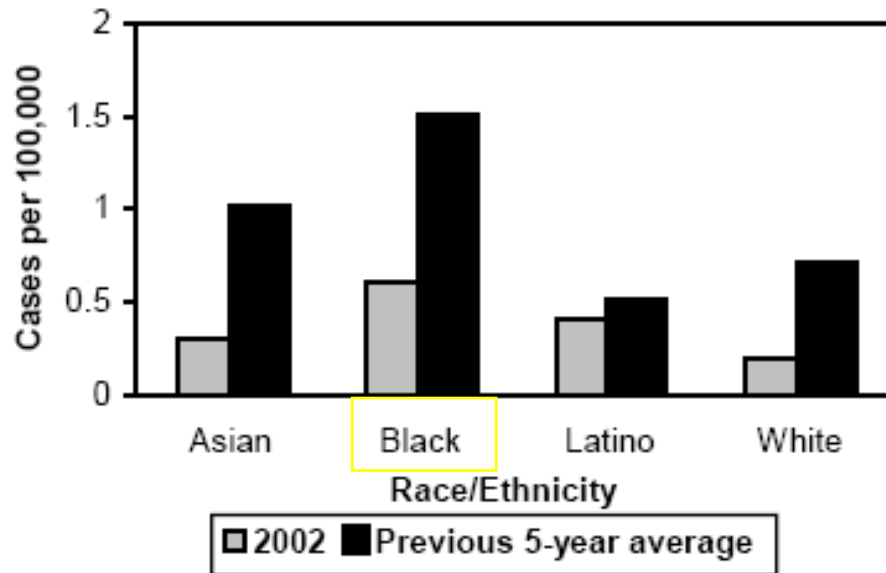


- The annual incidence rate of hepatitis A cases reported in LAC showed a steady decrease in 2002.
- Hospitalization rates were highest among young adults.

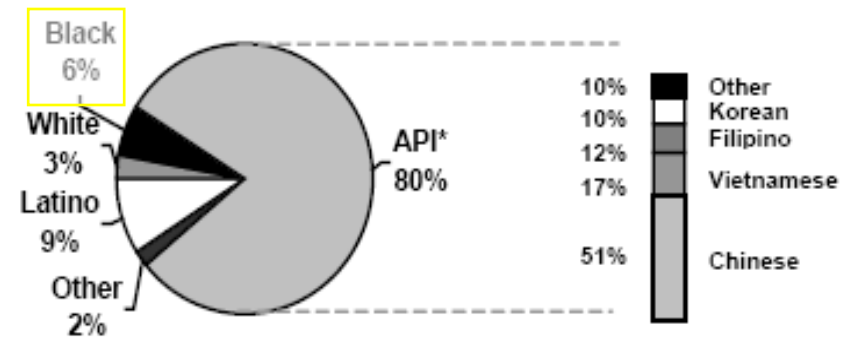
Hepatitis B

Graphs and information are courtesy of the Los Angeles County Department of Health Services,
Acute Communicable Disease Control 2002 Annual Morbidity Report:
http://www.lapublichealth.org/ACD/reports/annual/Hepatitis/Hep_B_Annual_Report_2002.pdf (Pages 2,3)

Acute Hepatitis B
 Incidence Rates by Race/Ethnicity*
 LAC, 2002



Perinatal Hepatitis B
 by Maternal Race/Ethnicity
 LAC, 2002 (N=723)



* Includes Asians and Pacific Islanders.

* Excludes 7 perinatal cases.

- Cases of Hepatitis B have been decreasing among all age groups in LA County since 2001.
- Acute Hepatitis B continues to be a disease primarily of young adult males.