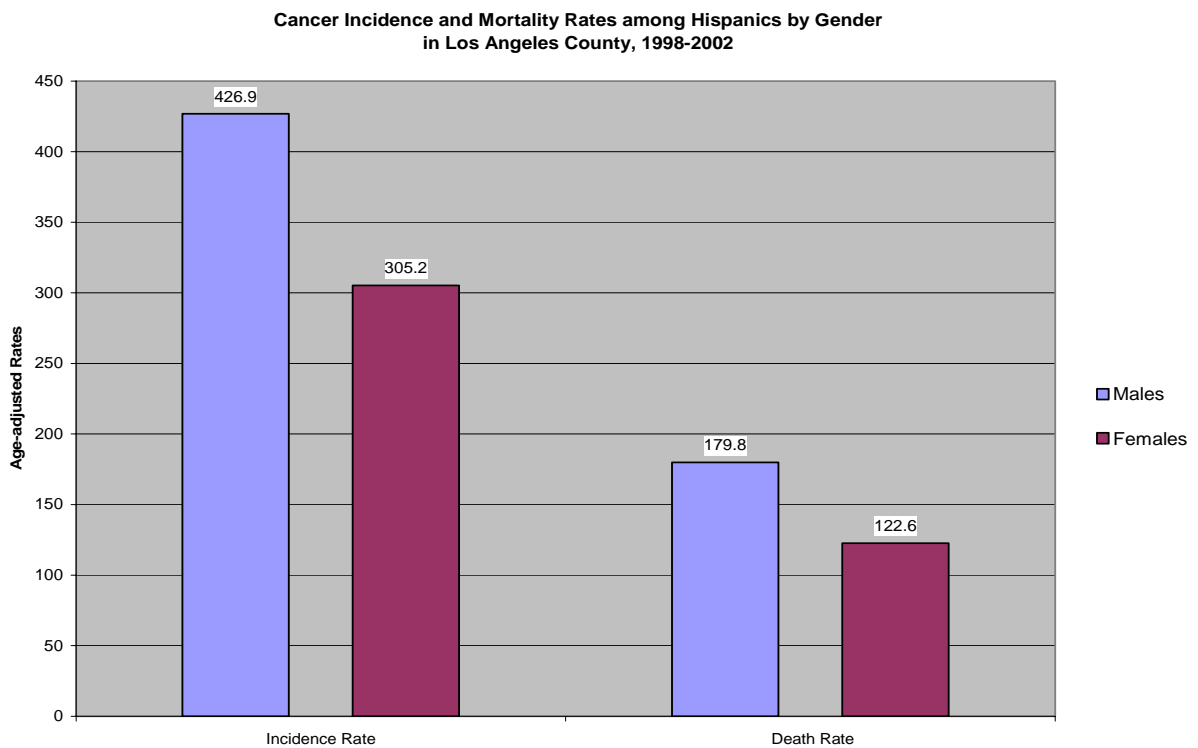
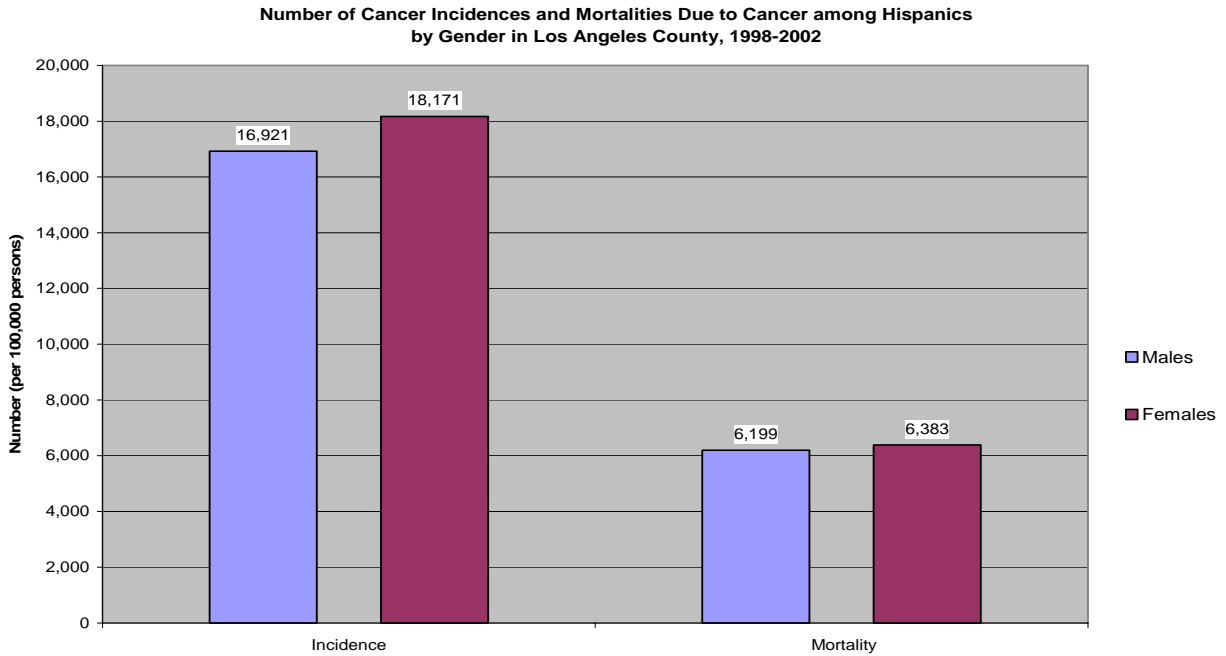


## Cancer in LA County's Latino Population

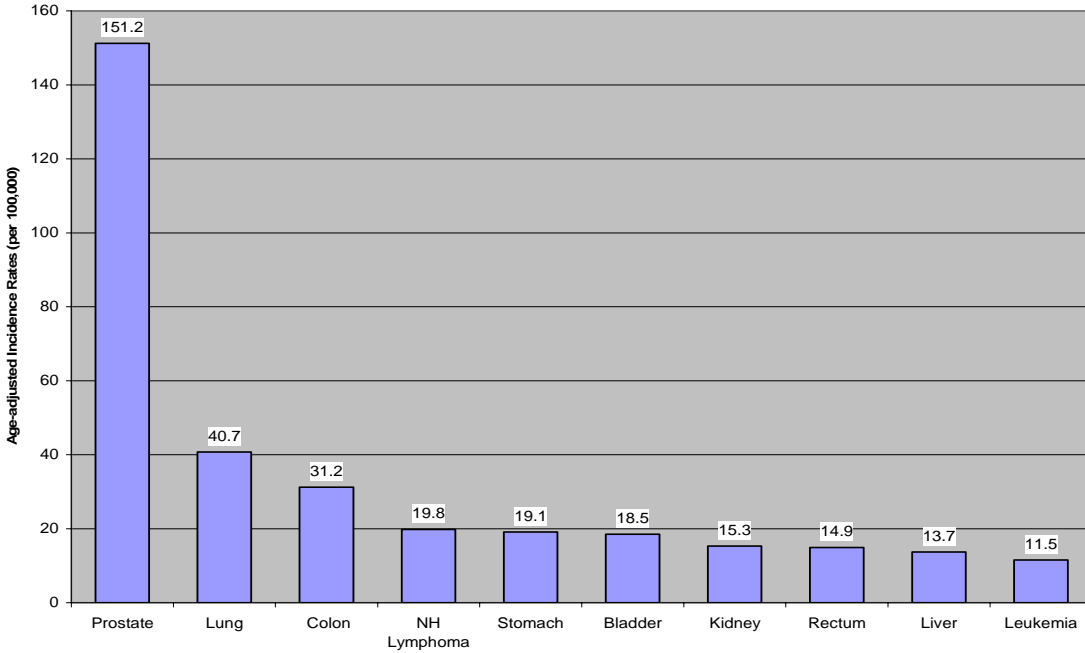
### Cancer Incidence and Mortality

The graphs below were created using data from the following source:  
Cancer Surveillance Program, Keck School of Medicine. *Cancer in Los Angeles County: Incidence and Mortality by Race/Ethnicity, 1988-2002*. This document can be found in PDF format at:  
[http://www.usc.edu/schools/medicine/departments/preventive\\_medicine/divisions/epidemiology/research/csp/assets/pdf/rate882002.pdf](http://www.usc.edu/schools/medicine/departments/preventive_medicine/divisions/epidemiology/research/csp/assets/pdf/rate882002.pdf) (page 19)



The graphs below were created using data from the following source:  
 Cancer Surveillance Program, Keck School of Medicine. *Cancer in Los Angeles County: Incidence and Mortality by Race/Ethnicity, 1988-2002*. This document can be found in PDF format at:  
[http://www.usc.edu/schools/medicine/departments/preventive\\_medicine/divisions/epidemiology/research/csp/assets/pdf/top10cancers.pdf](http://www.usc.edu/schools/medicine/departments/preventive_medicine/divisions/epidemiology/research/csp/assets/pdf/top10cancers.pdf) (page 1)

**Incidence Rates for the Ten Most Common Cancers Among Hispanic Males in Los Angeles County, 1998-2002**



**Incidence Rates for the Ten Most Common Cancers Among Hispanic Females in Los Angeles County, 1998-2002**

