

Cancer in California's Black Population

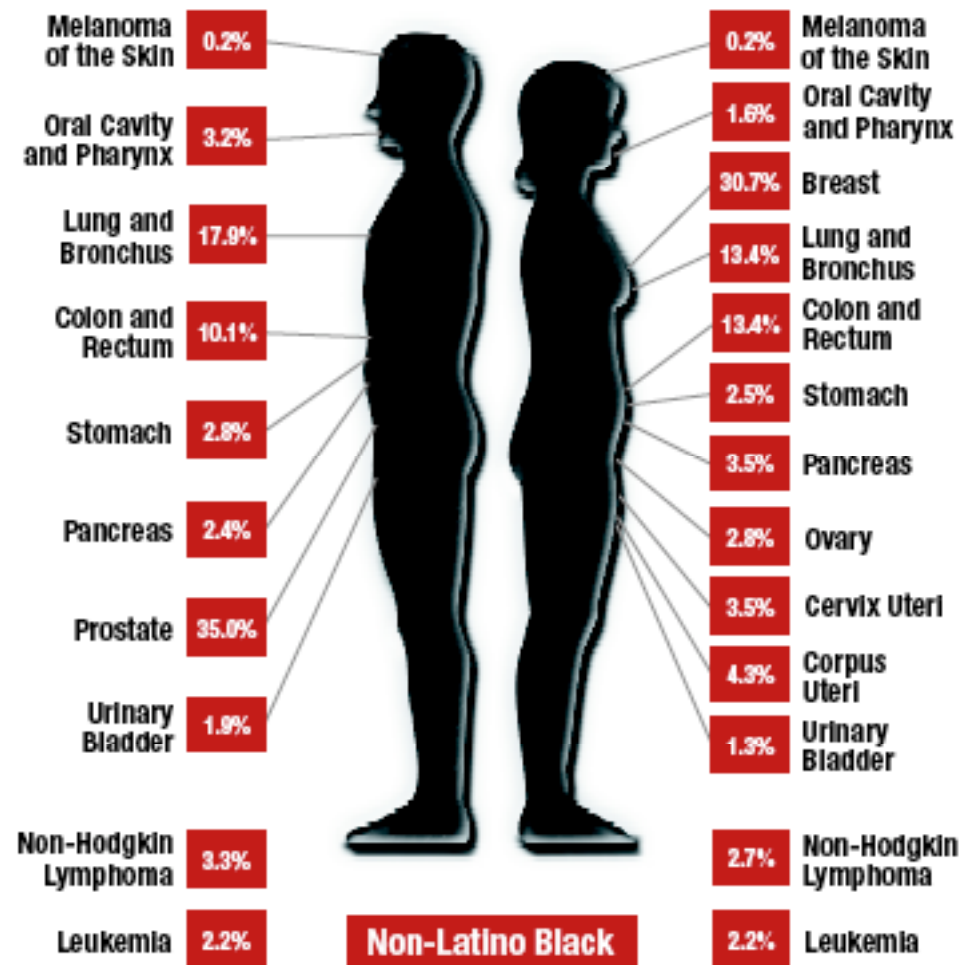
Cancer Incidence

Five Most Common Cancers and Number of New Cases by Sex and Detailed Race/Ethnicity, California, 1998-2002										
	Males					Females				
	Rank					Rank				
	1	2	3	4	5	1	2	3	4	5
African American	Prostate 9,051	Lung 3,732	C&R 2,326	NHL 775	Kidney 689	Breast 6,163	Lung 2,591	C&R 2,510	Uterus 873	Pancreas 634
American Indian	Prostate 73	Lung 63	C&R 50	Liver 26	Kidney 21	Breast 101	Lung 54	C&R 39	Uterus 25	Cervix 18
South Asian	Prostate 358	C&R 97	Lung 96	NHL 85	Leukemia 65	Breast 419	C&R 81	Uterus 78	Ovary 59	Thyroid 56
Cambodian	Lung 49	Liver 45	C&R 24	Prostate 19	NHL 19	Breast 53	Lung 22	C&R 20	Thyroid 18	Cervix 17
Chinese	Prostate 1,644	C&R 1,083	Lung 1,068	Liver 510	Stomach 371	Breast 2,069	C&R 1,013	Lung 727	Uterus 304	Stomach 279
Filipino	Prostate 1,901	Lung 1,164	C&R 796	NHL 332	Liver 277	Breast 2,727	C&R 712	Lung 560	Uterus 459	Thyroid 431
Hawaiian	Prostate 61	C&R 30	Lung 27	NHL 9	Stomach 8	Breast 66	Lung 33	Uterus 21	C&R 20	Pancreas 7
Hispanic	Prostate 13,082	C&R 4,782	Lung 4,026	NHL 2,509	Leukemia 1,998	Breast 14,103	C&R 4,201	Lung 3,263	Cervix 3,099	Uterus 2,517
Japanese	Prostate 888	C&R 567	Lung 378	Stomach 219	Bladder 186	Breast 1,268	C&R 648	Lung 331	Uterus 199	Thyroid 2,102
Korean	C&R 298	Lung 293	Stomach 288	Prostate 241	Liver 217	Breast 480	C&R 272	Stomach 208	Lung 190	Liver 110
Laotian	Lung 47	Liver 46	C&R 22	Lymphoma 20	Stomach 18	Lung 36	Breast 28	Cervix 20	C&R 16	Oral 13
Non-Hispanic White	Prostate 70,247	Lung 34,929	C&R 26,213	Bladder 17,997	Melanoma 14,455	Breast 79,303	Lung 32,032	C&R 25,175	Uterus 12,994	Melanoma 9,893
Vietnamese	Lung 445	Liver 398	Prostate 334	C&R 262	Stomach 147	Breast 534	C&R 252	Lung 244	Cervix 140	Thyroid 137

Source: California Cancer Registry, California Department of Health Services. Note: C&R = colon and rectum; NHL = non-Hodgkin's lymphoma.

Source: Department of Health Services, California Cancer Registry & the American Cancer Society: *California Facts & Figures, 2006*.
<http://www.ccrca.org/PDF/ACS2006.pdf> (page 22)

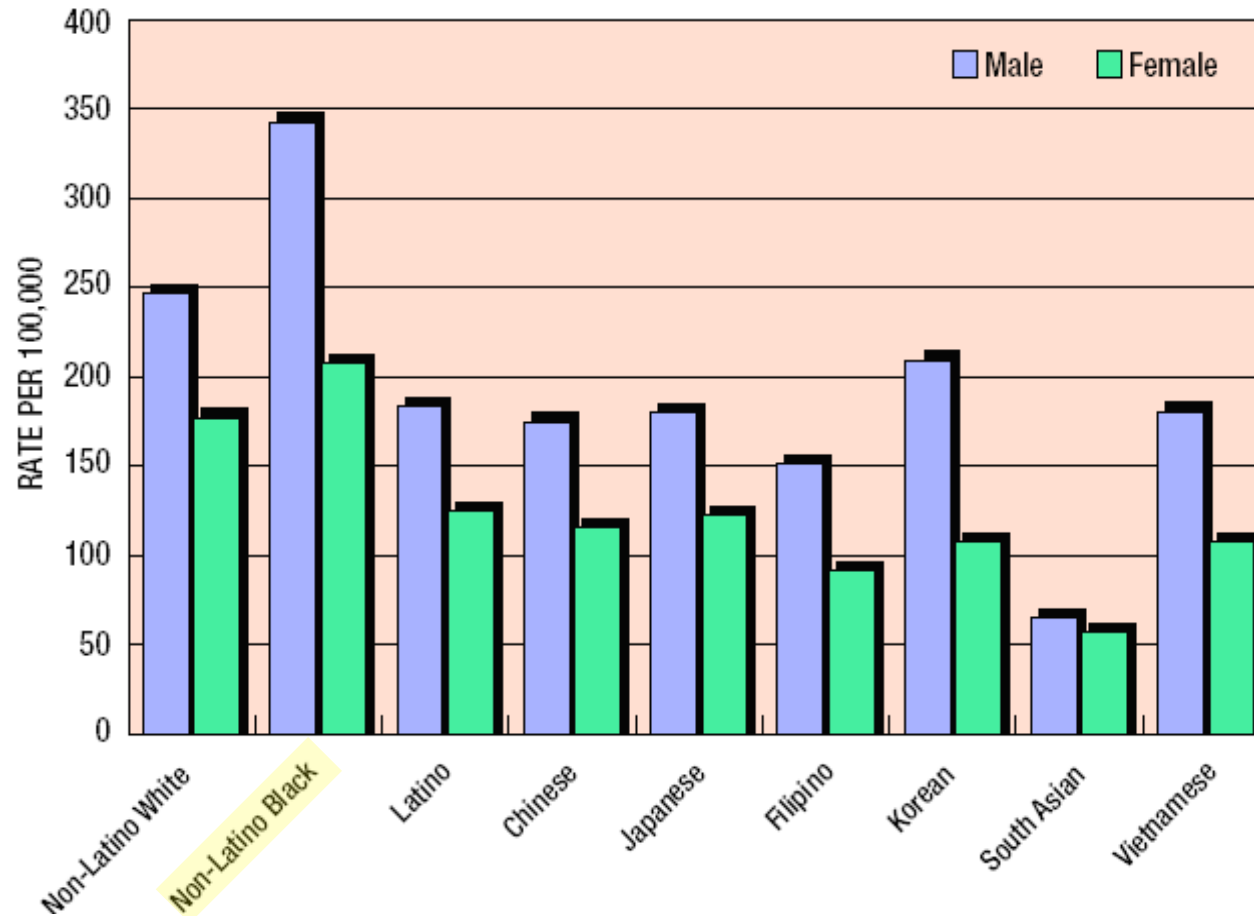
DISTRIBUTION OF CANCER CASES BY ANATOMIC SITE IN CALIFORNIA, 1988-2001



*Percentages represent the prevalence of types of cancers found in Black males/females.

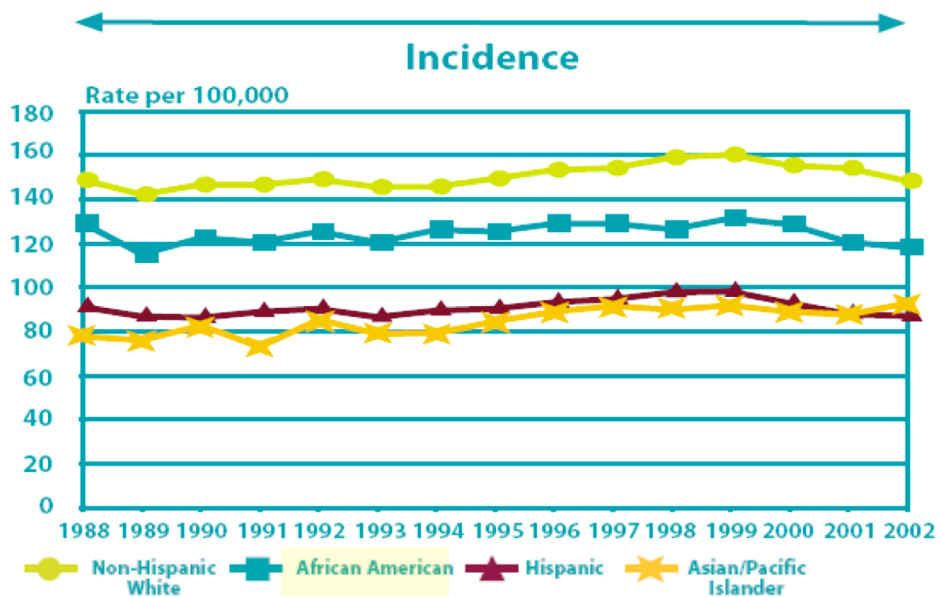
Source: California Center Registry, Cancer Incidence and Mortality in California, Trends by Race/Ethnicity 1988-2001. Produced by Los Angeles Cancer Surveillance Program, USC/Norris Comprehensive Cancer Center, The Keck School of Medicine of the University of Southern California, 2004.
http://www.usc.edu/schools/medicine/departments/preventive_medicine/divisions/epidemiology/research/csp/assets/pdf/FinalCRMonoGraph12102004.pdf
 (page 19)

**AVERAGE ANNUAL AGE-ADJUSTED MORTALITY RATES PER 100,000 PERSONS,
OF ALL CANCERS COMBINED 1988-2001, FOR EACH MAJOR RACIAL/ETHNIC GROUP**

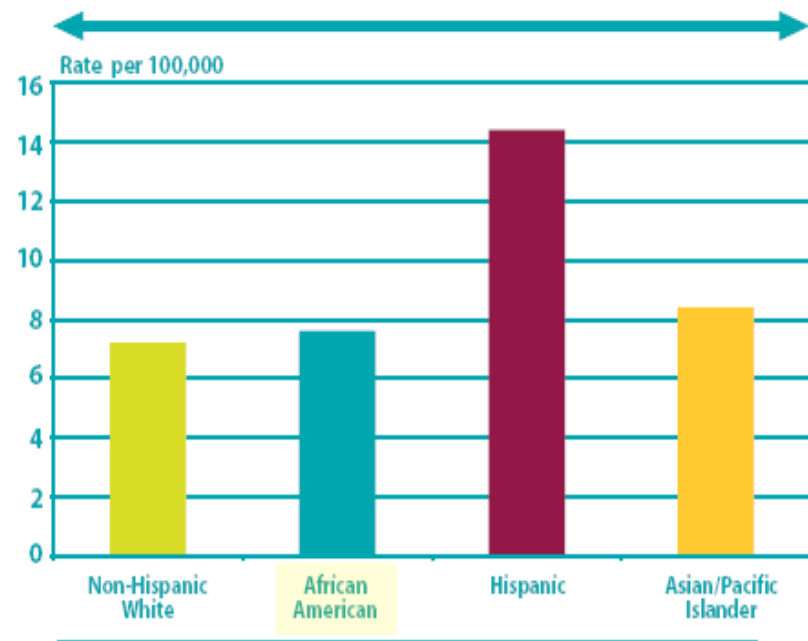


Source: California Center Registry, Cancer Incidence and Mortality in California, Trends by Race/Ethnicity 1988-2001. Produced by Los Angeles Cancer Surveillance Program, USC/Norris Comprehensive Cancer Center, The Keck School of Medicine of the University of Southern California, 2004.
http://www.usc.edu/schools/medicine/departments/preventive_medicine/divisions/epidemiology/research/csp/assets/pdf/FinalCCRMonograph12102004.pdf
 (page 15)

Trends in Female Breast Cancer by Race/Ethnicity in California, 1988-2002

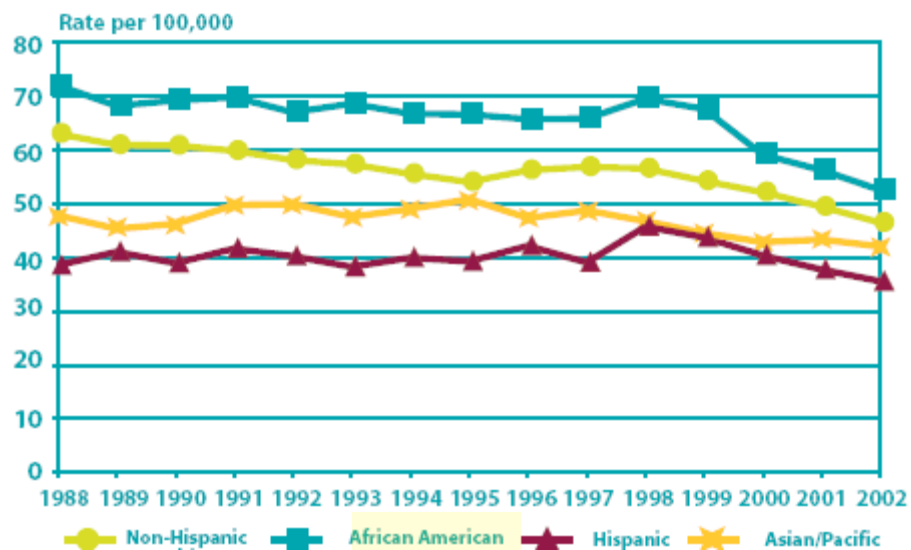


Invasive Cervical Cancer Incidence by Race/Ethnicity in California, 2002

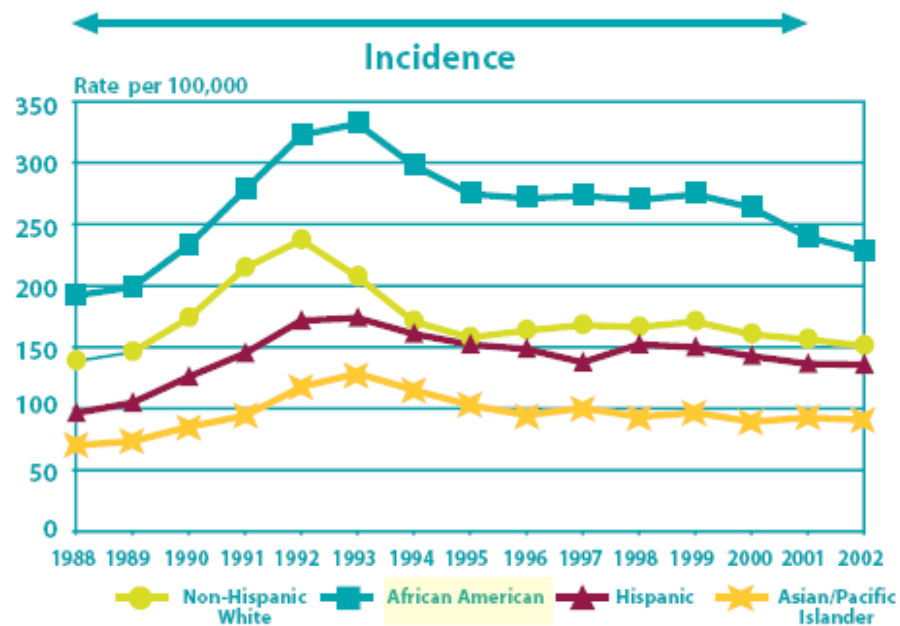


Source: California Cancer Registry, American Cancer Society, California Cancer Facts and Figures, 2006; <http://www.ccrca.org/PDF/ACS2006.pdf> (pages 8, 18)

Trends in Invasive Colon and Rectum Cancer Incidence by Race/Ethnicity in California, 1988-2002



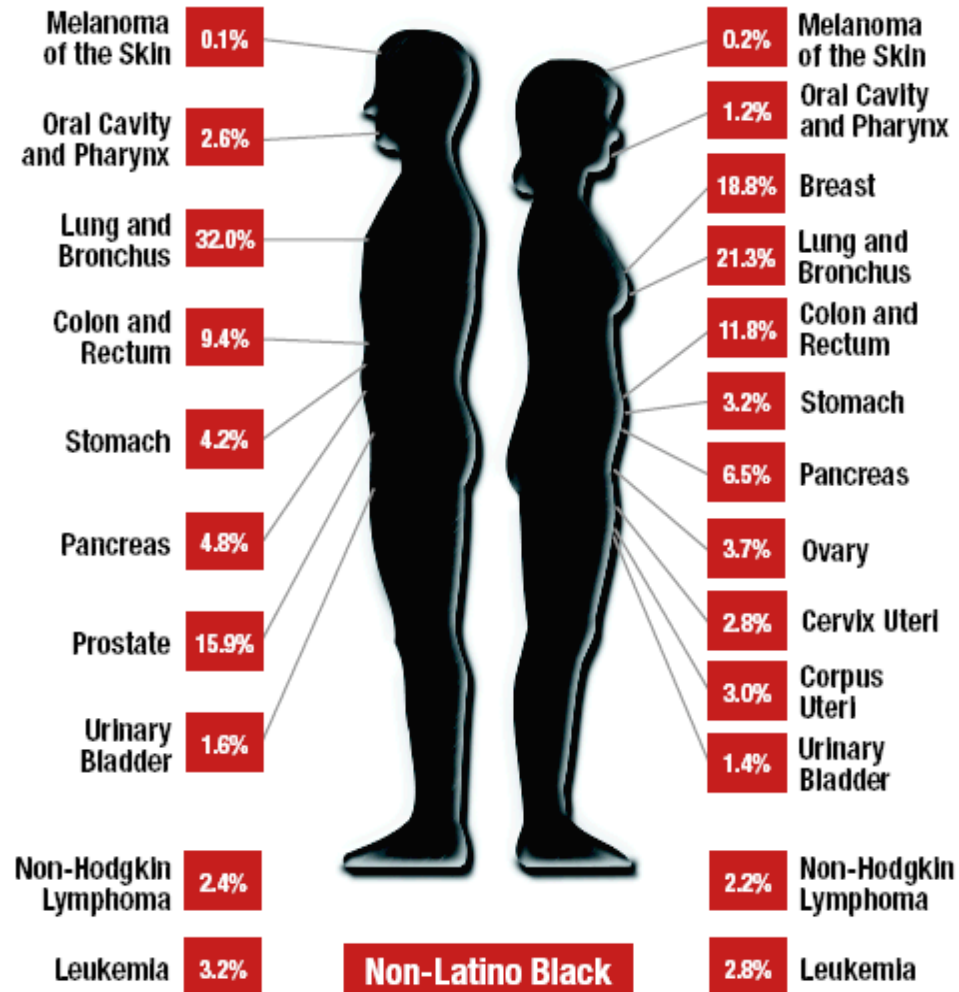
Trends in Prostate Cancer by Race/Ethnicity in California, 1988-2002



Source: California Cancer Registry, American Cancer Society, California Cancer Facts and Figures, 2006; <http://www.ccrca.org/PDF/ACS2006.pdf> (page 10, 16)

Cancer Mortality

DISTRIBUTION OF CANCER DEATHS BY ANATOMIC SITE IN CALIFORNIA, 1988-2001



Source: California Center Registry, Cancer Incidence and Mortality in California, Trends by Race/Ethnicity 1988-2001. Produced by Los Angeles Cancer Surveillance Program, USC/Norris Comprehensive Cancer Center, The Keck School of Medicine of the University of Southern California, 2004.
http://www.usc.edu/schools/medicine/departments/preventive_medicine/divisions/epidemiology/research/csp/assets/pdf/FinalCCRMonograph12102004.pdf
 (page 20)