

Cancer in California's Asian Population

Cancer Incidence

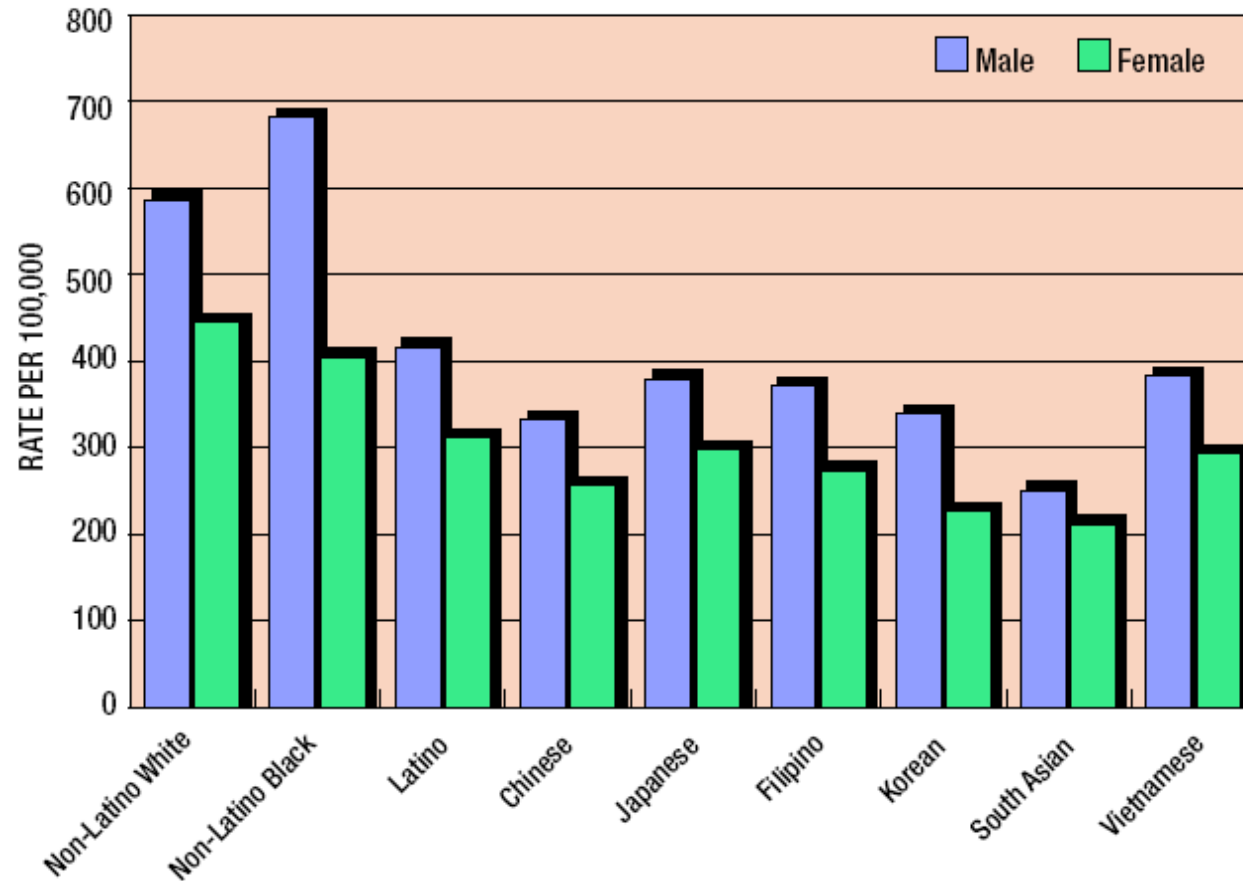
Five Most Common Cancers and Number of New Cases by Sex and Detailed Race/Ethnicity, California, 1998-2002

| | Males | | | | | Females | | | | |
|--------------------|--------------------|----------------|-----------------|-------------------|--------------------|------------------|----------------|----------------|------------------|-------------------|
| | Rank | | | | | Rank | | | | |
| | 1 | 2 | 3 | 4 | 5 | 1 | 2 | 3 | 4 | 5 |
| African American | Prostate 9,051 | Lung 3,732 | C&R 2,326 | NHL 775 | Kidney 689 | Breast 6,163 | Lung 2,591 | C&R 2,510 | Uterus 873 | Pancreas 634 |
| American Indian | Prostate 73 | Lung 63 | C&R 50 | Liver 26 | Kidney 21 | Breast 101 | Lung 54 | C&R 39 | Uterus 25 | Cervix 18 |
| South Asian | Prostate 358 | C&R 97 | Lung 96 | NHL 85 | Leukemia 65 | Breast 419 | C&R 81 | Uterus 78 | Ovary 59 | Thyroid 56 |
| Cambodian | Lung 49 | Liver 45 | C&R 24 | Prostate 19 | NHL 19 | Breast 53 | Lung 22 | C&R 20 | Thyroid 18 | Cervix 17 |
| Chinese | Prostate 1,644 | C&R 1,083 | Lung 1,068 | Liver 510 | Stomach 371 | Breast 2,069 | C&R 1,013 | Lung 727 | Uterus 304 | Stomach 279 |
| Filipino | Prostate 1,901 | Lung 1,164 | C&R 796 | NHL 332 | Liver 277 | Breast 2,727 | C&R 712 | Lung 560 | Uterus 459 | Thyroid 431 |
| Hawaiian | Prostate 61 | C&R 30 | Lung 27 | NHL 9 | Stomach 8 | Breast 66 | Lung 33 | Uterus 21 | C&R 20 | Pancreas 7 |
| Hispanic | Prostate 13,082 | C&R 4,782 | Lung 4,026 | NHL 2,509 | Leukemia 1,998 | Breast 14,103 | C&R 4,201 | Lung 3,263 | Cervix 3,099 | Uterus 2,517 |
| Japanese | Prostate 888 | C&R 567 | Lung 378 | Stomach 219 | Bladder 186 | Breast 1,268 | C&R 648 | Lung 331 | Uterus 199 | Thyroid 2,102 |
| Korean | C&R 298 | Lung 293 | Stomach 288 | Prostate 241 | Liver 217 | Breast 480 | C&R 272 | Stomach 208 | Lung 190 | Liver 110 |
| Laotian | Lung 47 | Liver 46 | C&R 22 | Lymphoma 20 | Stomach 18 | Lung 36 | Breast 28 | Cervix 20 | C&R 16 | Oral 13 |
| Non-Hispanic White | Prostate 70,247 | Lung 34,929 | C&R 26,213 | Bladder 17,997 | Melanoma 14,455 | Breast 79,303 | Lung 32,032 | C&R 25,175 | Uterus 12,994 | Melanoma 9,893 |
| Vietnamese | Lung 445 | Liver 398 | Prostate 334 | C&R 262 | Stomach 147 | Breast 534 | C&R 252 | Lung 244 | Cervix 140 | Thyroid 137 |

Source: California Cancer Registry, California Department of Health Services. Note: C&R = colon and rectum; NHL = non-Hodgkin's lymphoma.

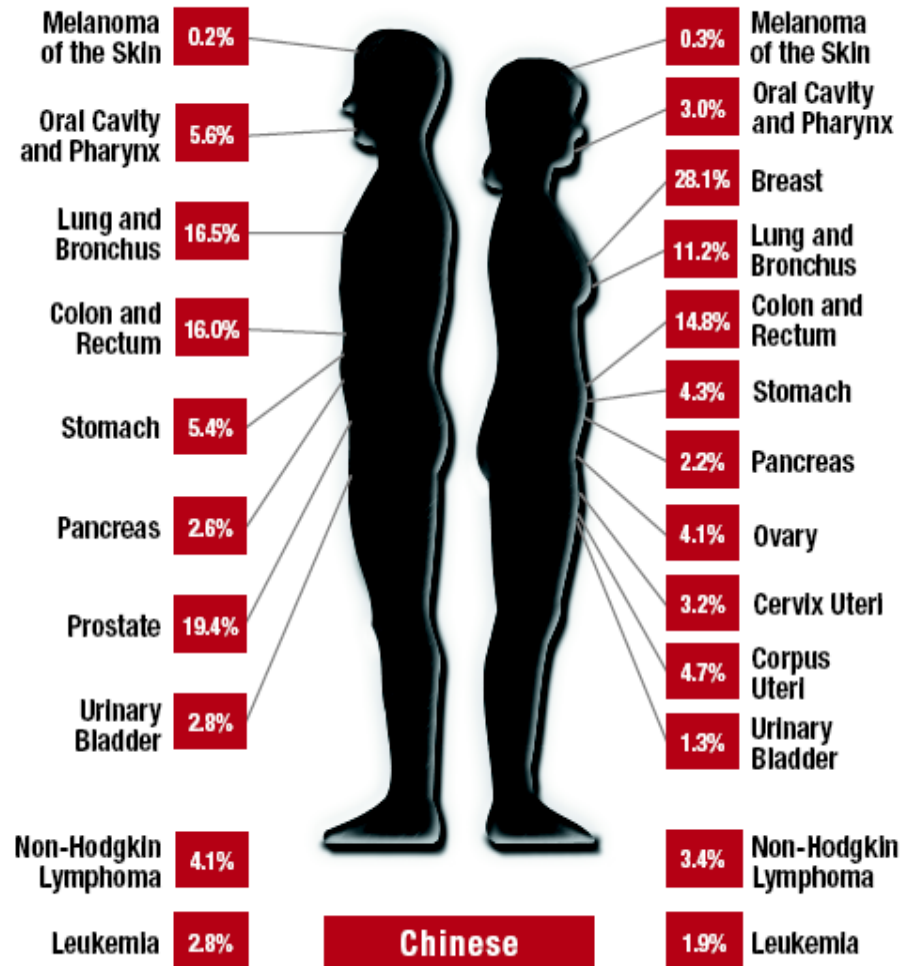
Source: California Cancer Facts & Figures, 2006. California Cancer Registry & the American Cancer Society.
<http://www.ccrca.org/PDF/ACS2006.pdf> (page 22)

**AVERAGE ANNUAL AGE-ADJUSTED INCIDENCE RATES PER 100,000 PERSONS,
OF ALL CANCERS COMBINED 1988-2001, FOR EACH MAJOR RACIAL/ETHNIC GROUP**

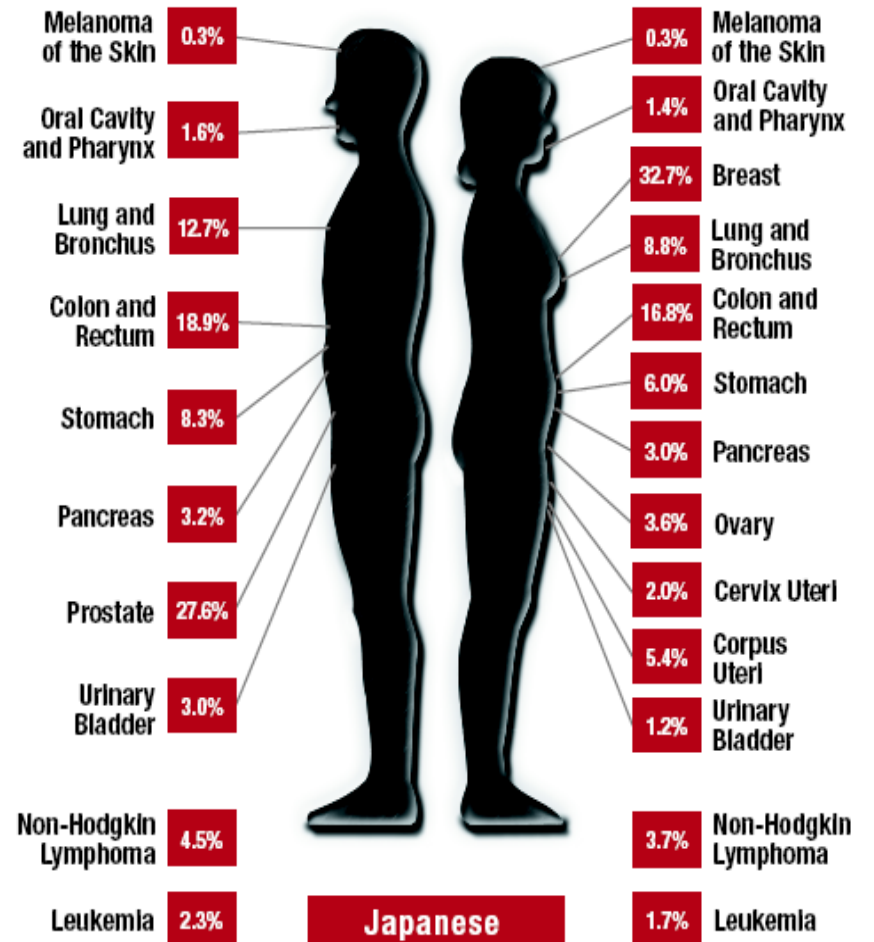


Source: California Center Registry, *Cancer Incidence and Mortality in California*, 1988-2001. Los Angeles Cancer Surveillance Program, USC/Norris Comprehensive Cancer Center, The Keck School of Medicine of the University of Southern California, 2004.
http://www.usc.edu/schools/medicine/departments/preventive_medicine/divisions/epidemiology/research/csp/assets/pdf/FinalCCRMonograph12102004.pdf
 (page 16)

DISTRIBUTION OF CANCER CASES BY ANATOMIC SITE IN CALIFORNIA, 1988-2001

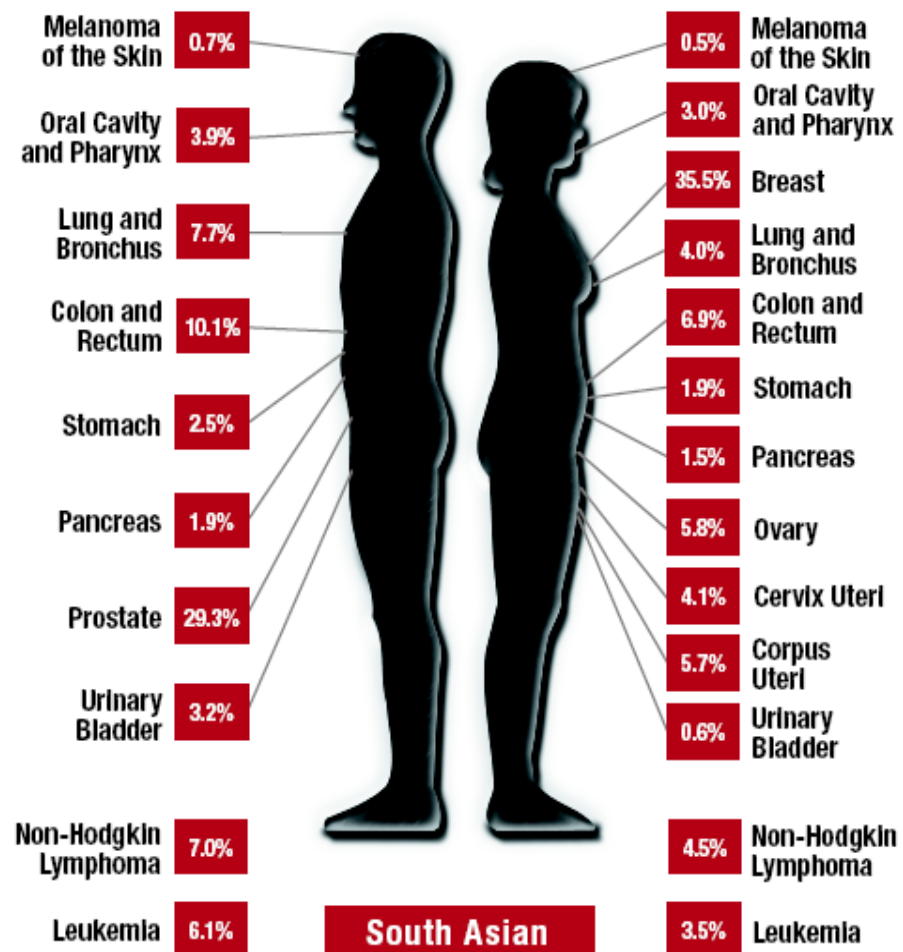


DISTRIBUTION OF CANCER CASES BY ANATOMIC SITE IN CALIFORNIA, 1988-2001

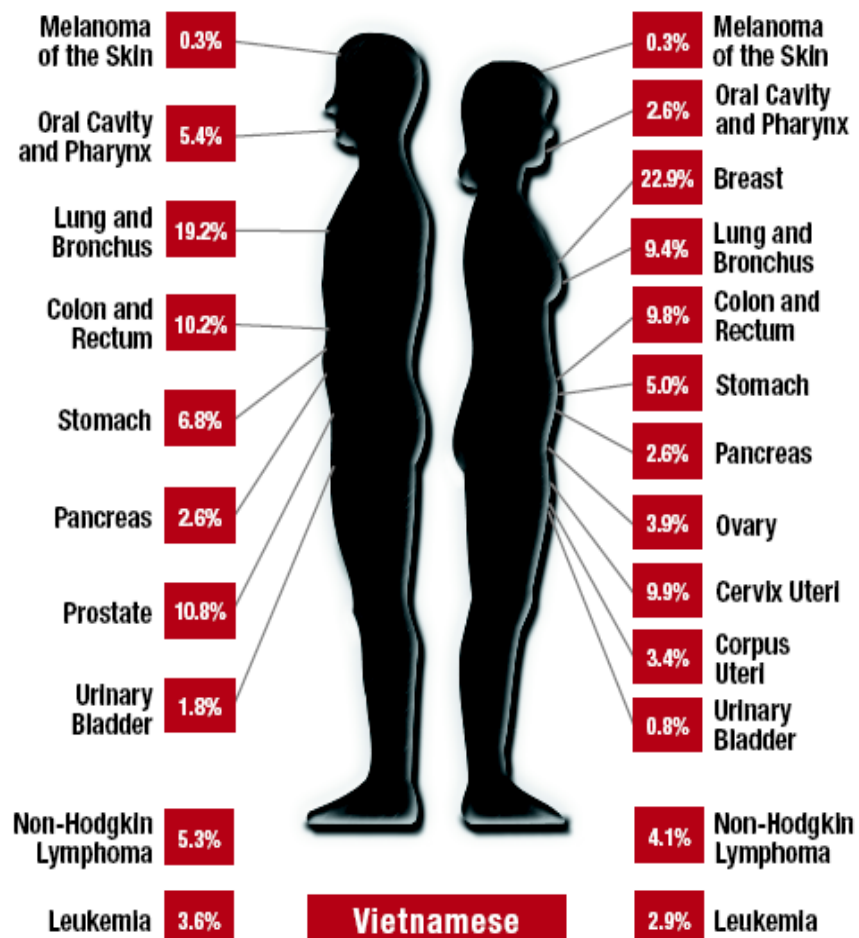


Source: California Center Registry, *Cancer Incidence and Mortality in California*, 1988-2001. Los Angeles Cancer Surveillance Program, USC/Norris Comprehensive Cancer Center, The Keck School of Medicine of the University of Southern California, 2004.
http://www.usc.edu/schools/medicine/departments/preventive_medicine/divisions/epidemiology/research/csp/assets/pdf/FinalCCRMonograph12102004.pdf (page 16)

DISTRIBUTION OF CANCER CASES BY ANATOMIC SITE IN CALIFORNIA, 1988-2001

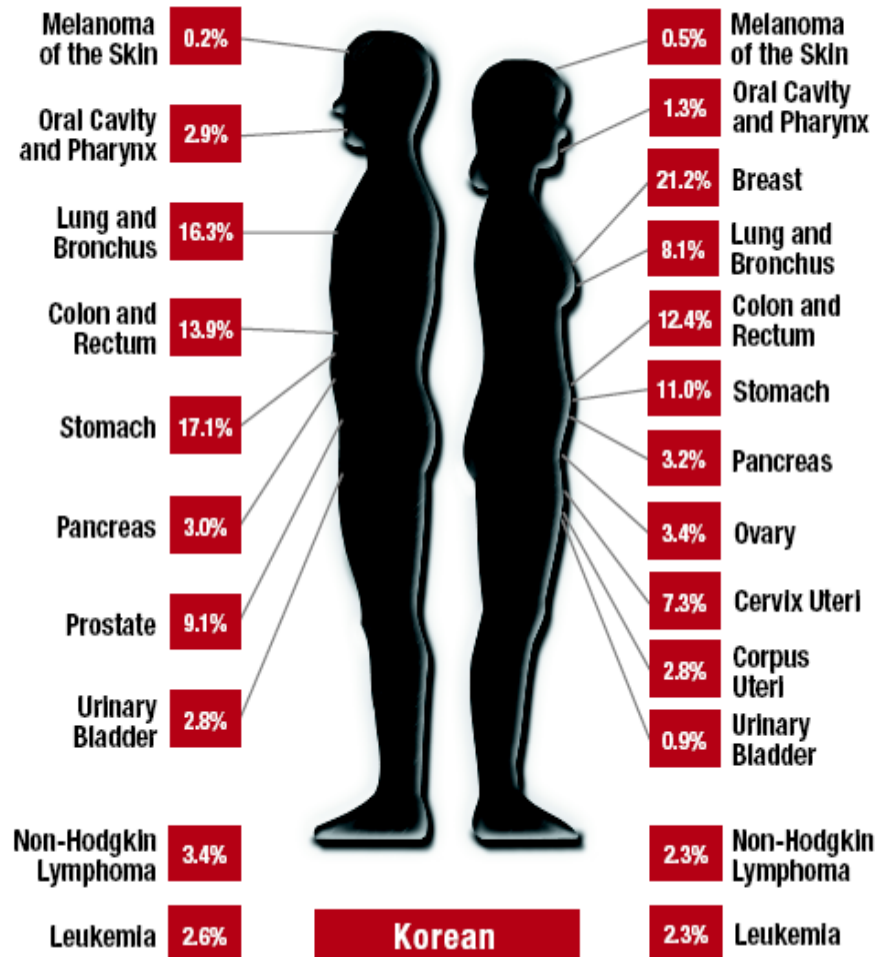


DISTRIBUTION OF CANCER CASES BY ANATOMIC SITE IN CALIFORNIA, 1988-2001

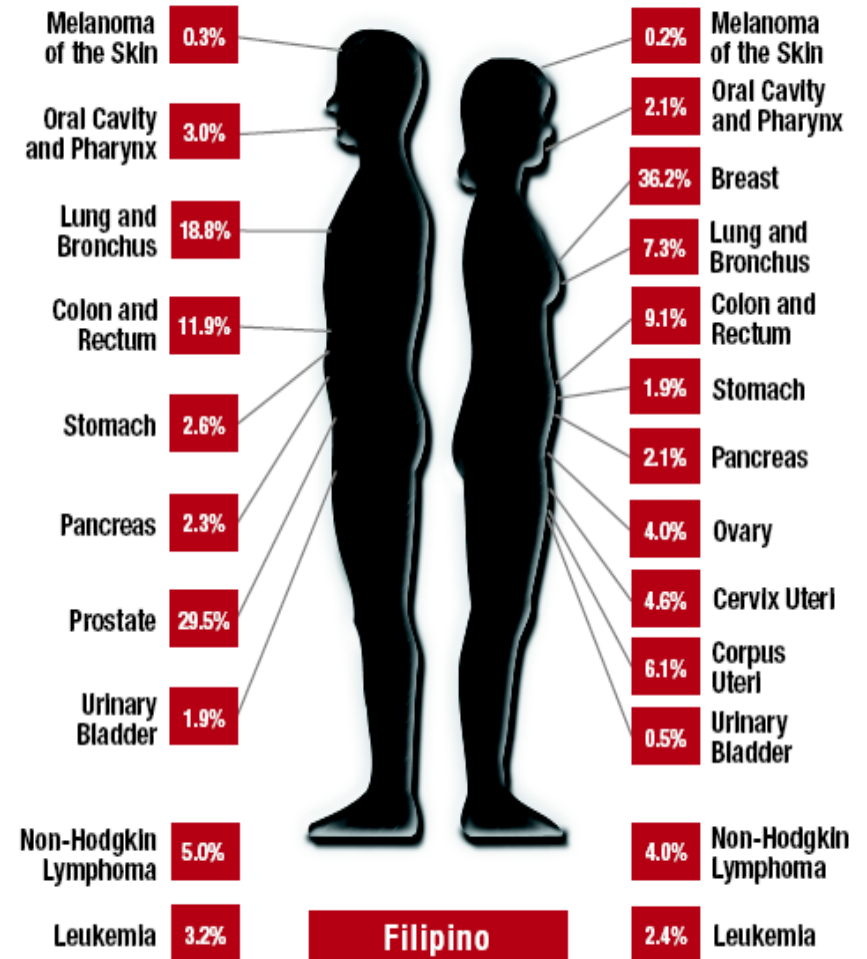


Source: California Center Registry, *Cancer Incidence and Mortality in California*, 1988-2001. Los Angeles Cancer Surveillance Program, USC/Norris Comprehensive Cancer Center, The Keck School of Medicine of the University of Southern California, 2004.
http://www.usc.edu/schools/medicine/departments/preventive_medicine/divisions/epidemiology/research/csp/assets/pdf/FinalCCRMonograph12102004.pdf
 (pages 21-22)

DISTRIBUTION OF CANCER CASES BY ANATOMIC SITE IN CALIFORNIA, 1988-2001



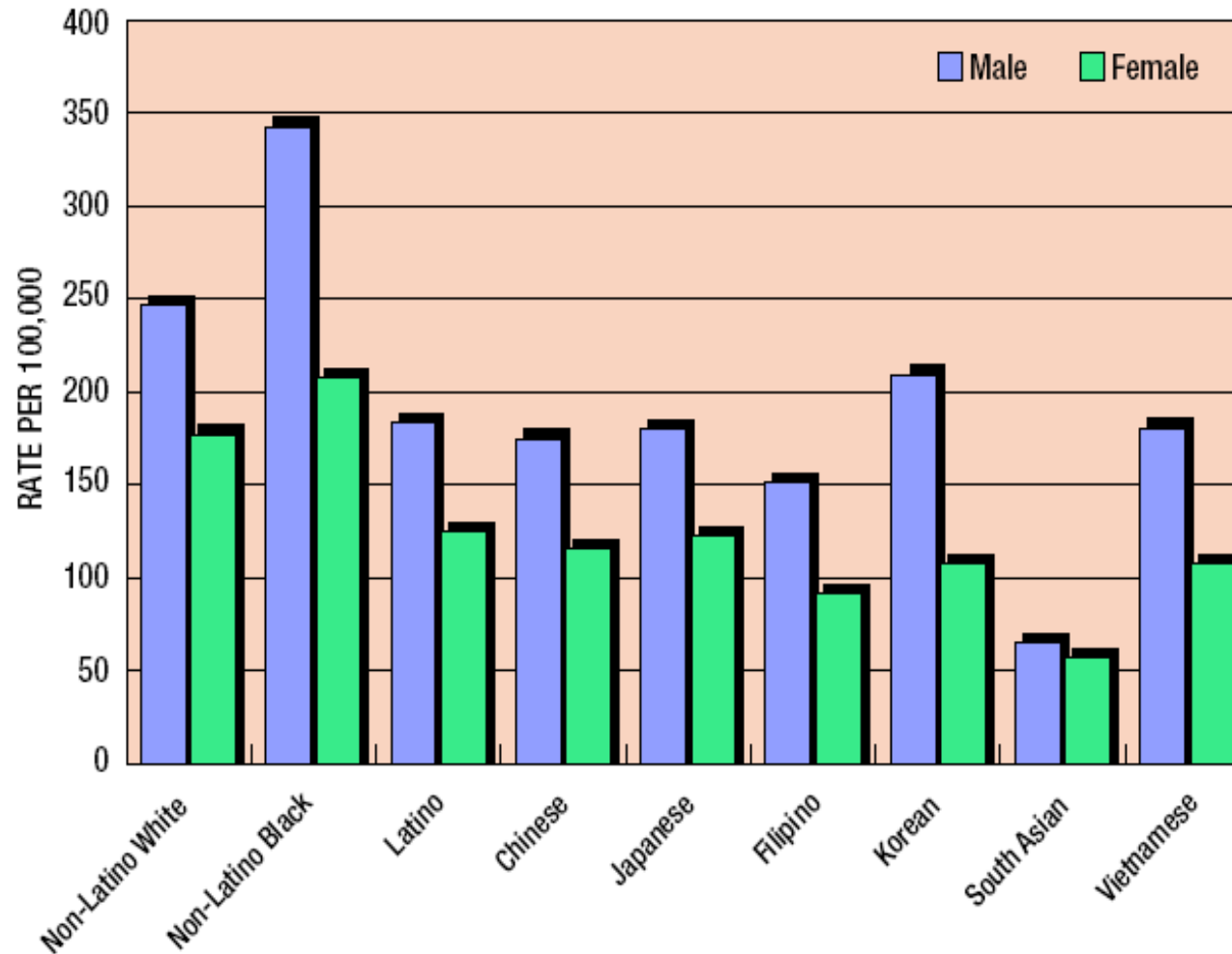
DISTRIBUTION OF CANCER CASES BY ANATOMIC SITE IN CALIFORNIA, 1988-2001



Source: California Center Registry, *Cancer Incidence and Mortality in California, 1988-2001*. Los Angeles Cancer Surveillance Program, USC/Norris Comprehensive Cancer Center, The Keck School of Medicine of the University of Southern California, 2004.
http://www.usc.edu/schools/medicine/departments/preventive_medicine/divisions/epidemiology/research/csp/assets/pdf/FinalCCRMonograph12102004.pdf
 (pages 21-22)

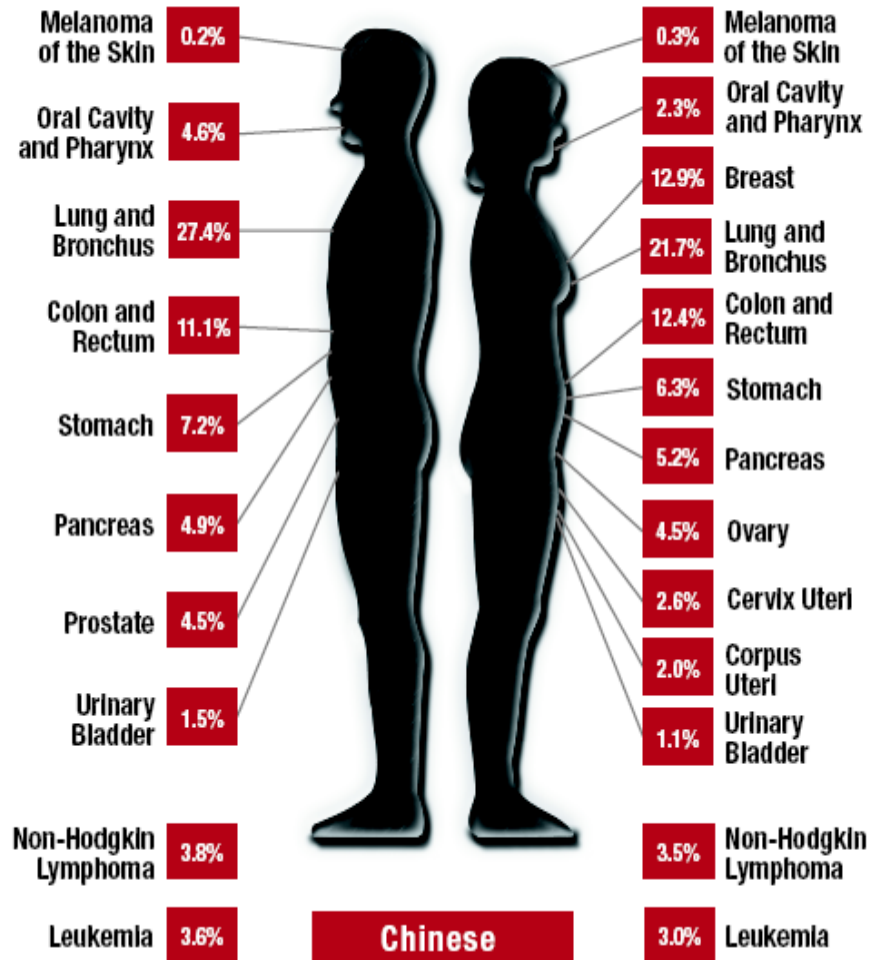
Cancer Mortality

AVERAGE ANNUAL AGE-ADJUSTED MORTALITY RATES PER 100,000 PERSONS, OF ALL CANCERS COMBINED 1988-2001, FOR EACH MAJOR RACIAL/ETHNIC GROUP

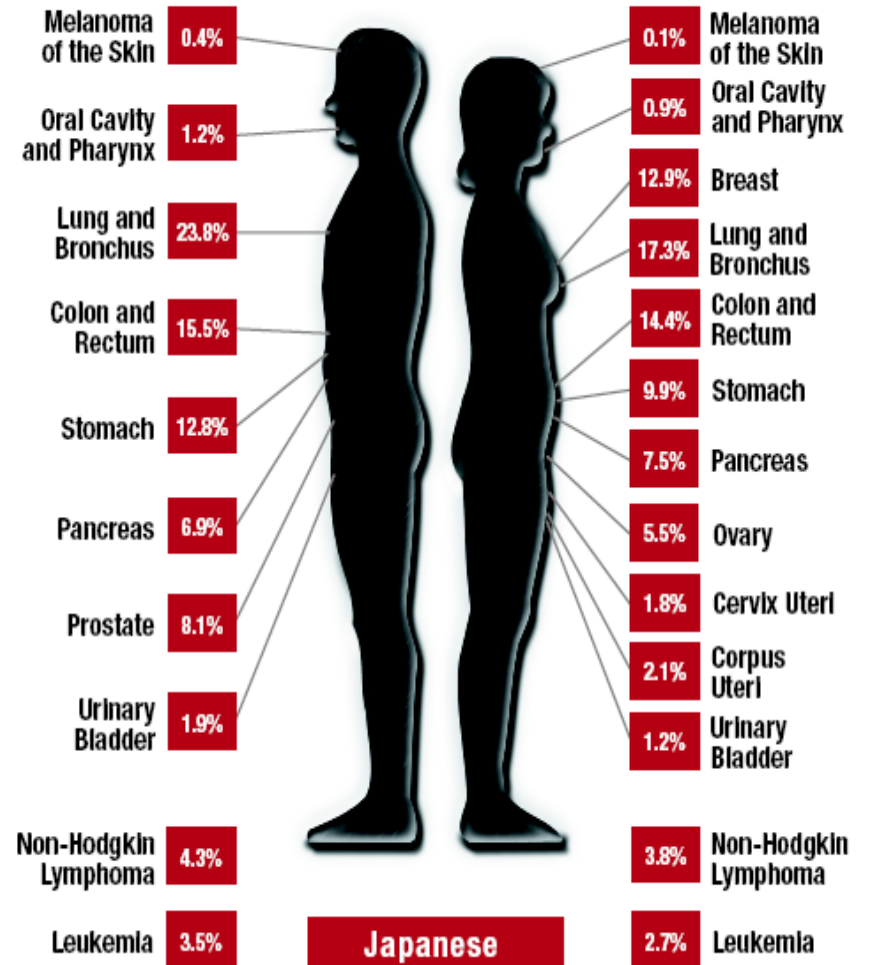


Source: California Center Registry, *Cancer Incidence and Mortality in California*, 1988-2001. Los Angeles Cancer Surveillance Program, USC/Norris Comprehensive Cancer Center, The Keck School of Medicine of the University of Southern California, 2004.
http://www.usc.edu/schools/medicine/departments/preventive_medicine/divisions/epidemiology/research/csp/assets/pdf/FinalCCRMonograph12102004.pdf
(page 17)

DISTRIBUTION OF CANCER DEATHS BY ANATOMIC SITE IN CALIFORNIA, 1988-2001



DISTRIBUTION OF CANCER DEATHS BY ANATOMIC SITE IN CALIFORNIA, 1988-2001

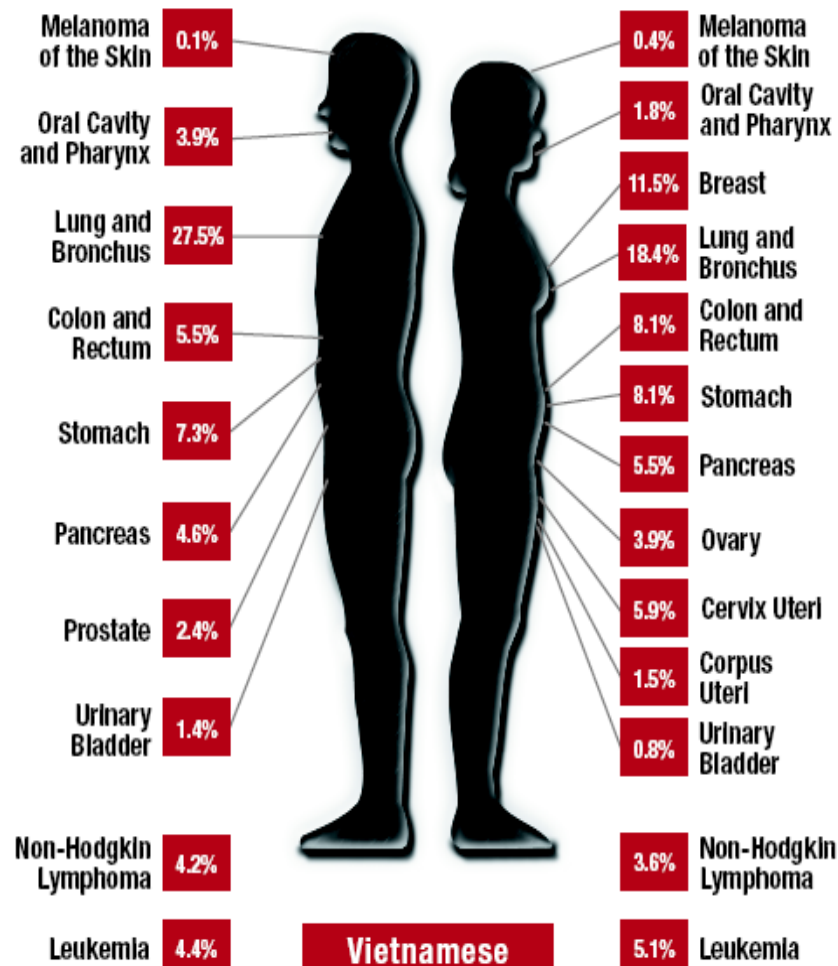
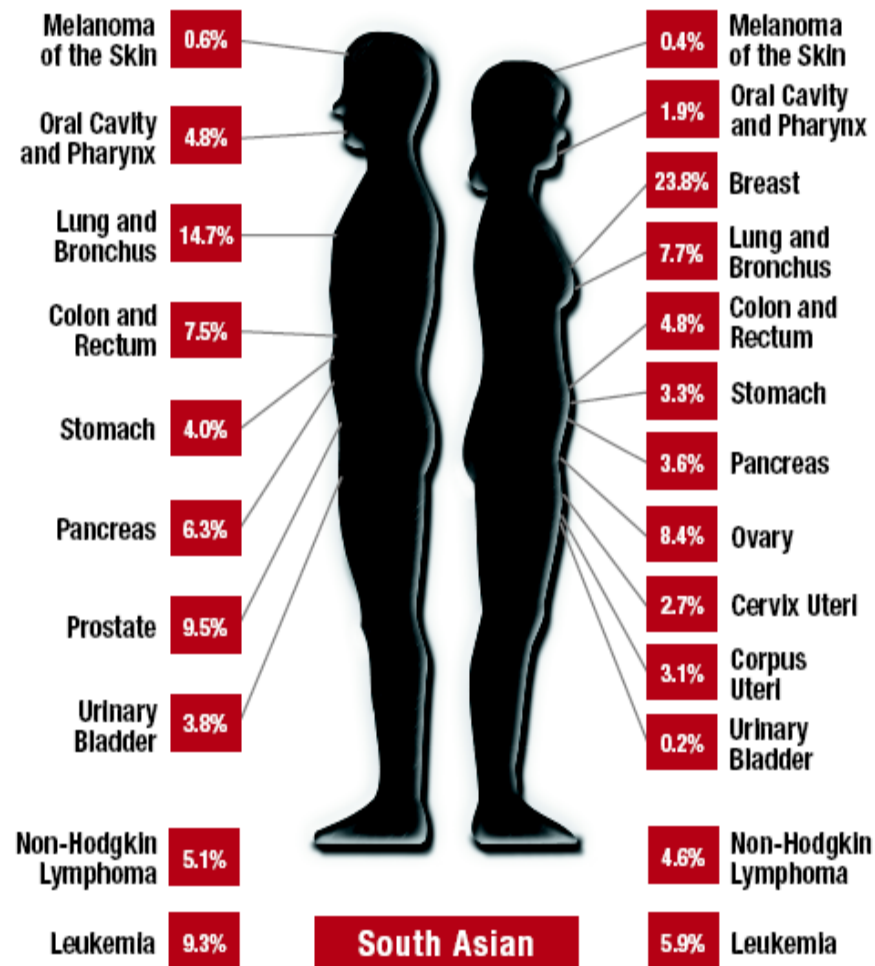


Source: California Center Registry, *Cancer Incidence and Mortality in California, 1988-2001*. Los Angeles Cancer Surveillance Program, USC/Norris Comprehensive Cancer Center, The Keck School of Medicine of the University of Southern California, 2004.

http://www.usc.edu/schools/medicine/departments/preventive_medicine/divisions/epidemiology/research/csp/assets/pdf/FinalCCRMonograph12102004.pdf
(pages 22-23)

DISTRIBUTION OF CANCER DEATHS BY ANATOMIC SITE IN CALIFORNIA, 1988-2001

DISTRIBUTION OF CANCER DEATHS BY ANATOMIC SITE IN CALIFORNIA, 1988-2001

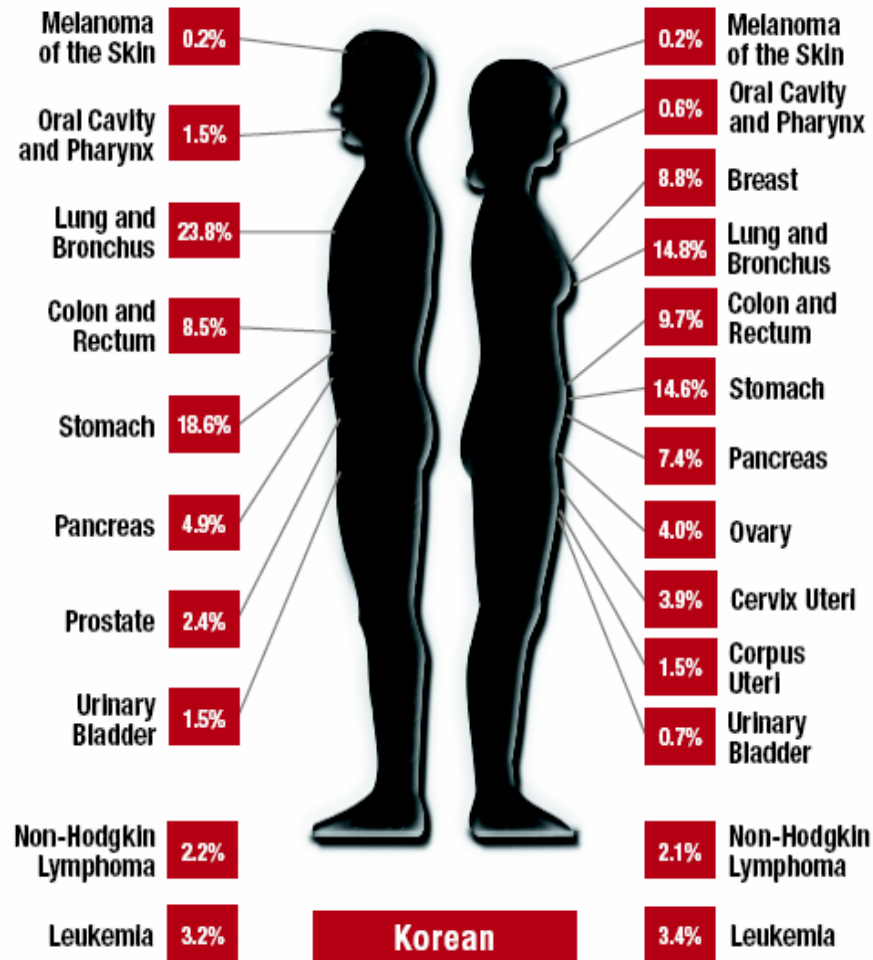


Source: California Center Registry, *Cancer Incidence and Mortality in California, 1988-2001*. Los Angeles Cancer Surveillance Program, USC/Norris Comprehensive Cancer Center, The Keck School of Medicine of the University of Southern California, 2004.

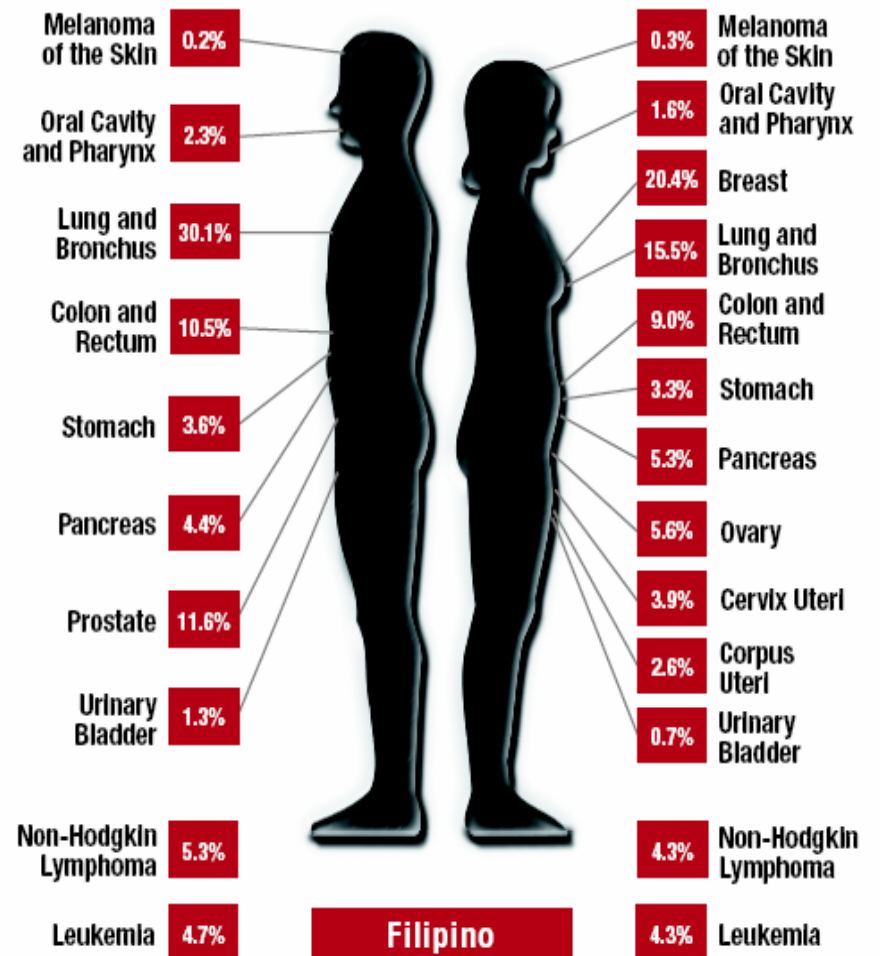
http://www.usc.edu/schools/medicine/departments/preventive_medicine/divisions/epidemiology/research/csp/assets/pdf/FinalCCRMonograph12102004.pdf

(page 26)

DISTRIBUTION OF CANCER DEATHS BY ANATOMIC SITE IN CALIFORNIA, 1988-2001



DISTRIBUTION OF CANCER DEATHS BY ANATOMIC SITE IN CALIFORNIA, 1988-2001



Source: California Center Registry, *Cancer Incidence and Mortality in California, 1988-2001*. Los Angeles Cancer Surveillance Program, USC/Norris Comprehensive Cancer Center, The Keck School of Medicine of the University of Southern California, 2004.
http://www.usc.edu/schools/medicine/departments/preventive_medicine/divisions/epidemiology/research/csp/assets/pdf/FinalCCRMonograph12102004.pdf
 (pages 23-24)