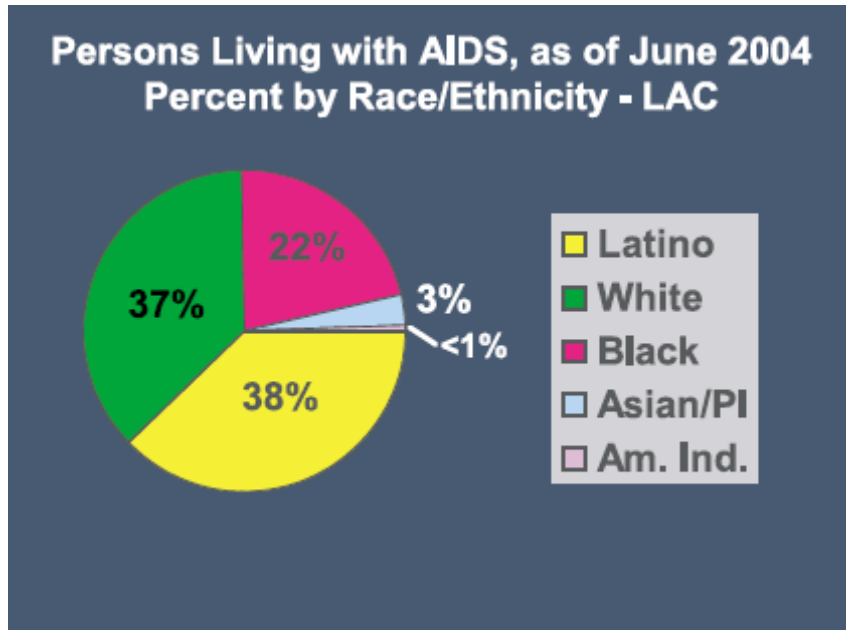


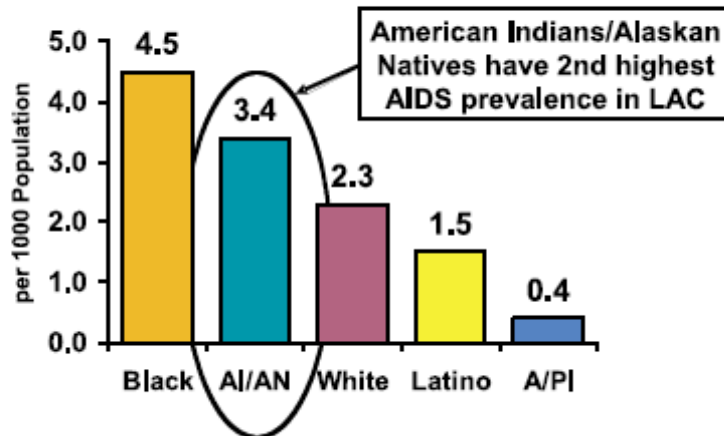
AIDS in LA County's American Indian and Alaska Native Population

The following graphs and information were taken from the following source:
 Los Angeles County Department of Health Services, Office of Health Assessment and Epidemiology/Public Health.
An Epidemiologic Profile of HIV and AIDS, Los Angeles County, 2004.
http://lapublichealth.org/wwwfiles/ph/hae/hiv/2004_EpiProfile.PDF (Graphs, Pages 12, 47)



Among racial/ethnic groups in LAC, **the high proportion of American Indians/Alaskan Natives who are living with AIDS** was second only to Blacks and significantly higher than for Whites, Latinos, and Asian/Pacific Islanders (page vix).

Persons Living with AIDS per 1,000 Population by Race/Ethnicity, LAC *



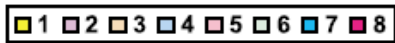
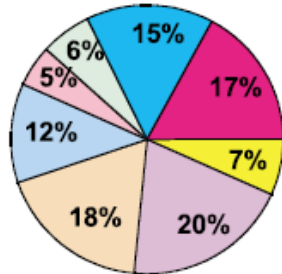
*HIV/AIDS data from HIV Epidemiology Program, as of 11/30/2003. 2002 population estimate from California Department of Finance.

- Nationally, American Indians and Alaskan Natives (AI/AN) suffer with AIDS at a higher rate than any other race/ethnicity.
- In LAC, **3.4 out of every 1,000 of AI/AN are living with AIDS**, with the impact of the disease on this population second only Blacks.
- Eighty-five percent of AI/AN AIDS cases were among men (page 47).

AIDS in AI/ANs by Service Planning Area (SPA)

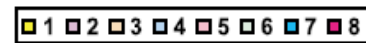
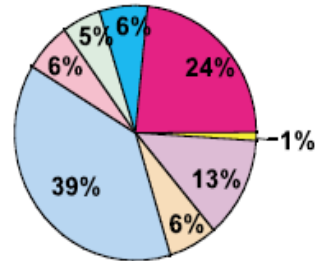
Of the approximately 30,000 American Indians and Alaskan Natives (AI/AN) living in Los Angeles County in 2002, the largest concentration live in SPA 2 (30%), followed by SPA 3 (18%), SPA 8 (17%), SPA 7 (15%), and SPA 4 (12%). In contrast, **of the 96 AI/AN estimated to be living with AIDS in LAC, the greatest number reside in SPA 4 (39%), followed by SPA 8 (24%), and SPA 2 (13%)** (Page 47).

American Indian/Alaskan Native Population by SPA - LAC, 2002 (N = 29,987)



SERVICE PLANNING AREA

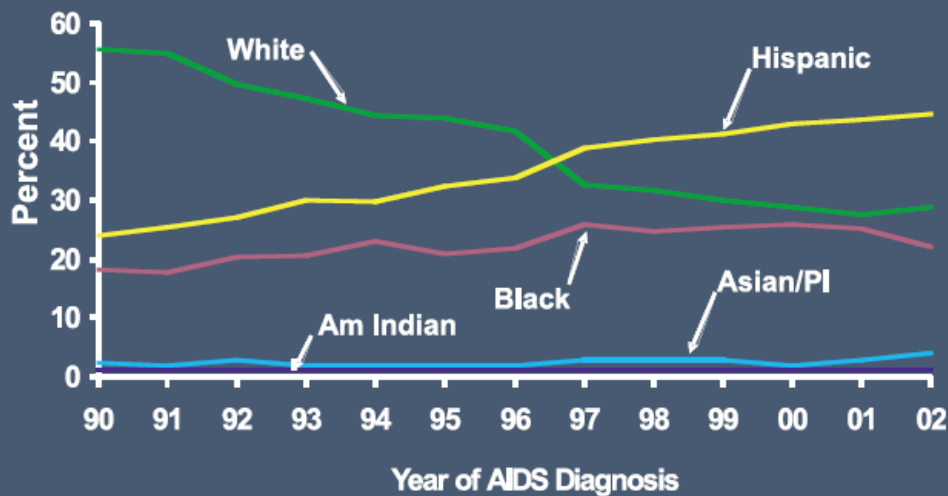
American Indian/Alaskan Native Living AIDS Cases by SPA - LAC, 2002 (N=96)



SERVICE PLANNING AREA

In 2002, American Indian/Alaska Natives accounted for less than 5% of LAC cases and only 2% of US cases (page 11).

Proportion of AIDS Cases, by Race/Ethnicity and Year of Diagnosis, 1993 - 2002, Los Angeles



Source: HIV Epidemiology Program