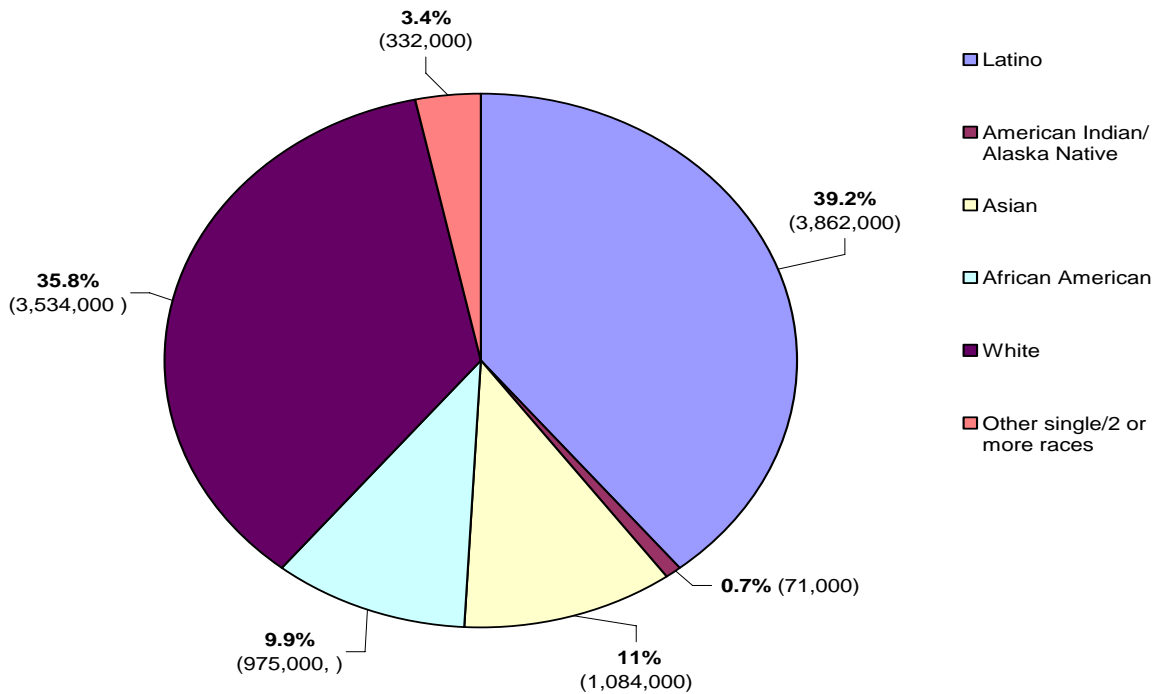


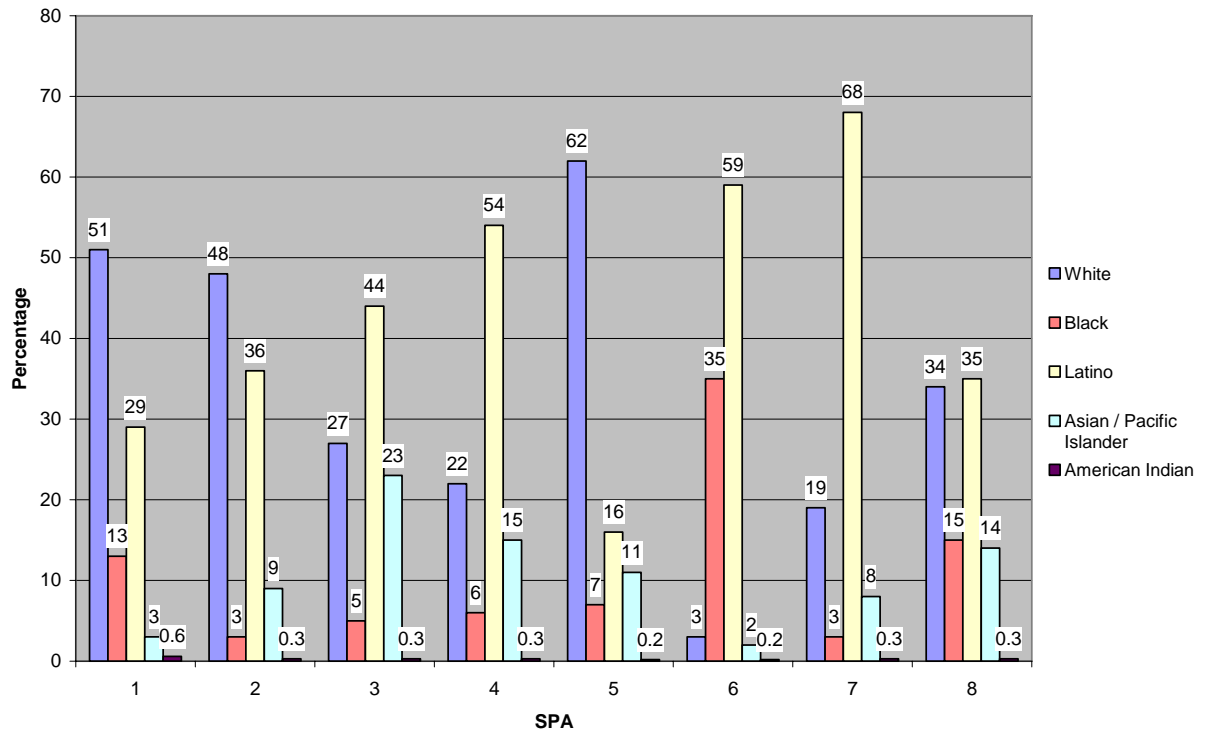
Demographic Information for LA County's Black Population

Population by Racial/Ethnic Group, Los Angeles County, 2003



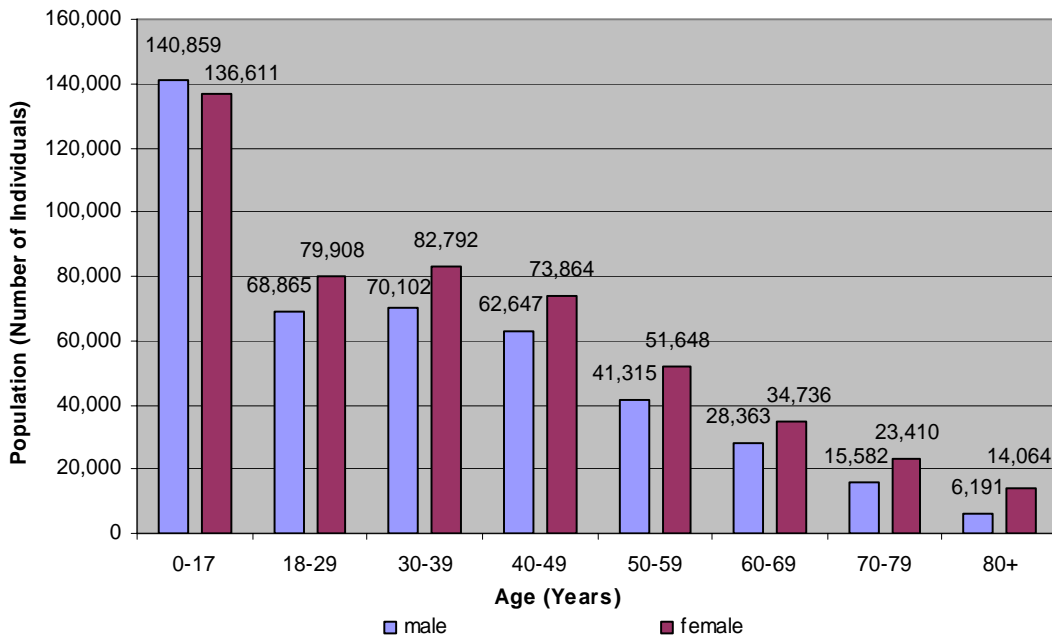
Source: California Health Interview Survey, 2003 (<http://www.chis.ucla.edu>)

Percentage of Total Population for Each Racial/Ethnic Group by SPA (Service Planning Area) in Los Angeles County, 1999-2000



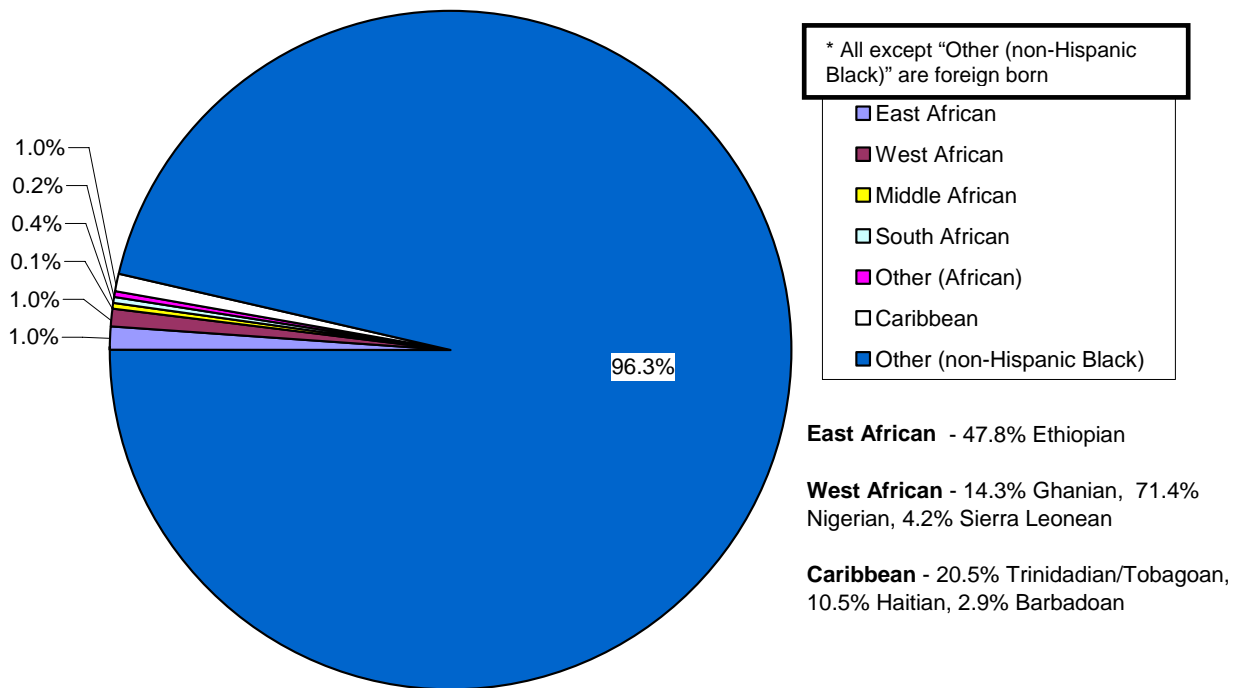
Source: Los Angeles County Department of Health Services, Office of Health Assessment and Epidemiology/Public Health, 2004, Los Angeles County http://lapublichealth.org/wwwfiles/ph/hae/hiv/2004_EpiProfile.PDF (page 9)

Black Population by Age and Sex in Los Angeles County, 2000



Source: US Census Bureau, Los Angeles Almanac, Population by Race, Age & Sex, Los Angeles, 2000 Census. <http://www.laalmanac.com/population/po13b.htm> (Page 1)

Proportion of Foreign Born and Native Born Blacks by Ethnicity in Los Angeles County, 2002



Sources: Reference 1 provided the total number of Blacks in Los Angeles County. United Way of Greater Los Angeles, *Zip Code Data Book for Los Angeles County Service Planning Areas (All): All Zipcode Data: February 2003*. http://www.unitedwayla.org/pfdfiles/spa_data/SPA_Zipcode_Data_2002_cen_data_final.pdf (Page 30) Reference 2 provided statistics on African immigrants in Los Angeles County. California Endowment. Summit Health Institute for Research and Education, Inc.; *Giving Voices to the Voiceless: Language Barriers and Health Access Issues of Black Immigrants of African Descent*. March 2005. http://www.calendow.org/reference/publications/pdf/cultural/TCE0121-2005_Voices_of_the_.pdf (Pages 44-47)