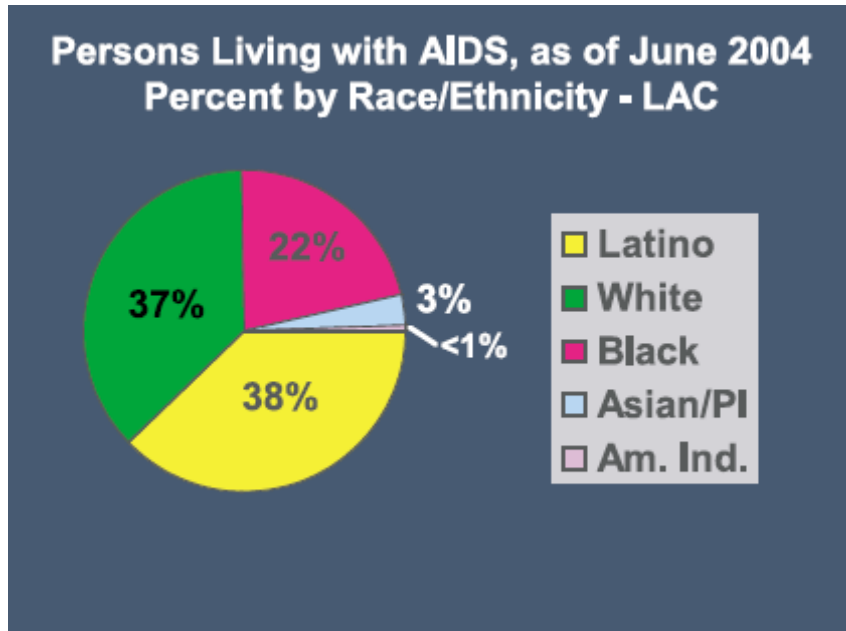
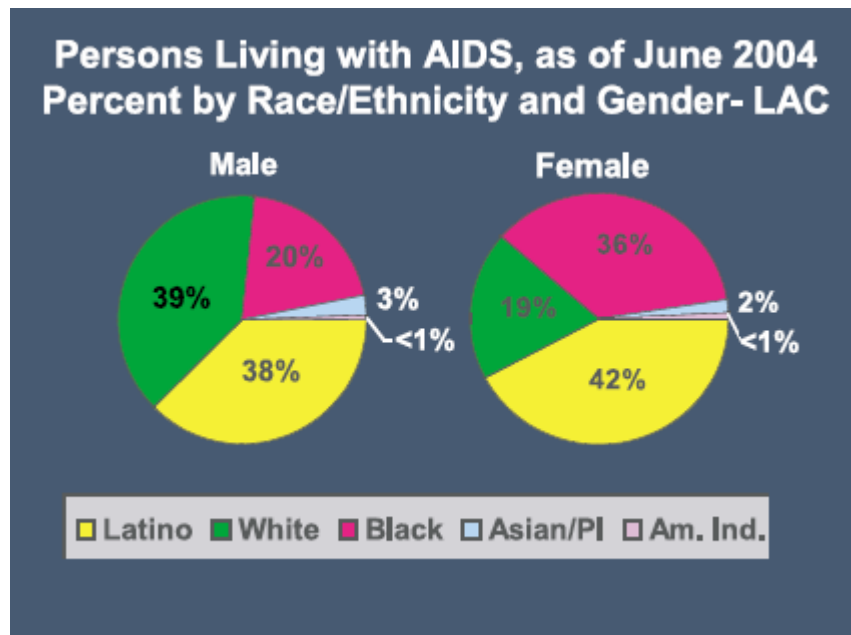


AIDS in LA County's Latino Population

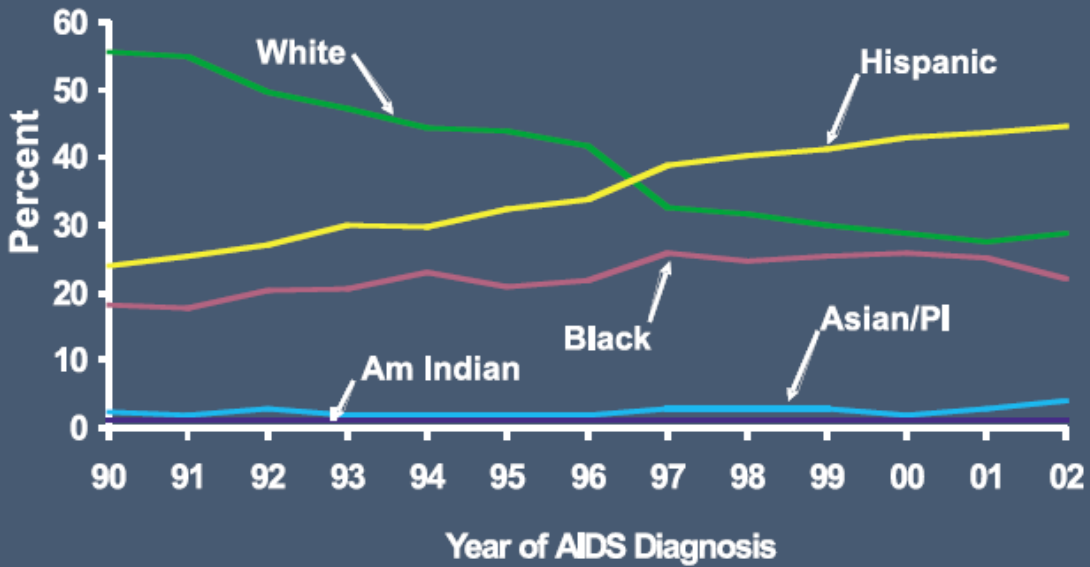
The following graphs and information were taken from the following source:
Los Angeles County Department of Health Services, Office of Health Assessment and Epidemiology/Public Health.
An Epidemiologic Profile of HIV and AIDS, Los Angeles County, 2004.
http://lapublichealth.org/wwwfiles/ph/hae/hiv/2004_EpiProfile.PDF (Graphs, Page 12)



- Of persons estimated to be living with HIV and AIDS today in LAC, most are Latino (page 23).
- Whites and **Latinos** make up three of four males living with AIDS, while **Latinos** and Blacks represent three of four females with AIDS (page viii).
- As of 2002, 800 undocumented immigrants were estimated to be living with AIDS in LAC (page 55). Nearly half (49%) of all Latin LAC residents are foreign-born (page 4).



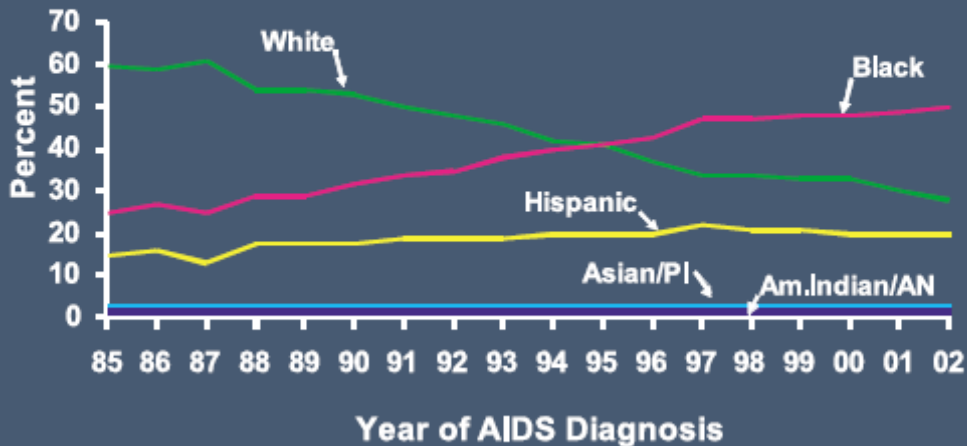
Proportion of AIDS Cases, by Race/Ethnicity and Year of Diagnosis, 1993 - 2002, Los Angeles



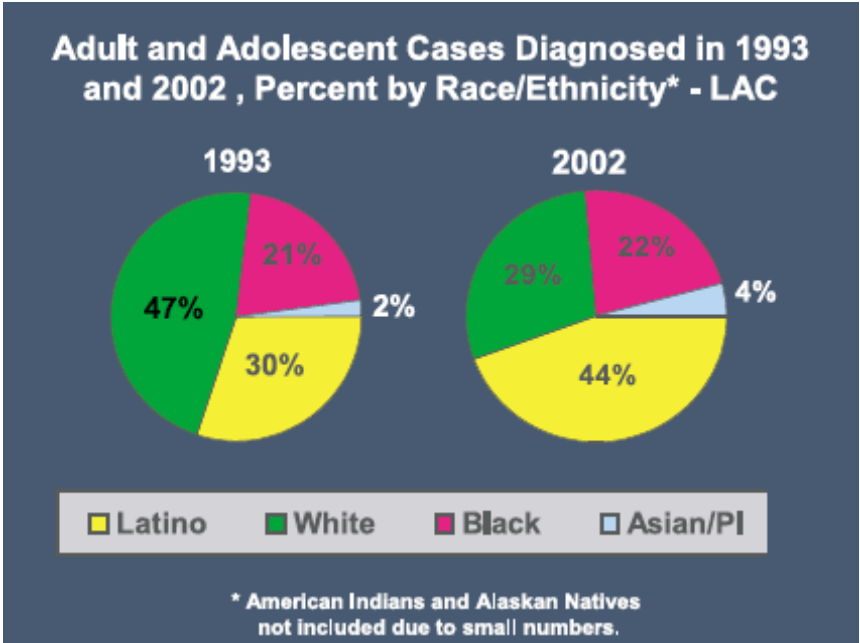
Source: HIV Epidemiology Program

The racial/ethnic distribution of persons with AIDS differs markedly between LAC and the US. While Whites were the predominant group affected in both the US and LAC in the 1980's and early 1990's, **Latinos have become the predominant group in LAC since 1997** and Blacks have become the predominant group in the US since 1996 (page 12).

Proportion of AIDS Cases, by Race/Ethnicity and Year of Diagnosis, 1985 - 2002, United States



The following graphs and information were taken from the following source:
 Los Angeles County Department of Health Services, Office of Health Assessment and Epidemiology/Public Health.
An Epidemiologic Profile of HIV and AIDS, Los Angeles County, 2004.
http://lapublichealth.org/wwwfiles/ph/hae/hiv/2004_EpiProfile.PDF (Pages 15)



In 1993, Whites comprised the majority of adults and adolescents living with AIDS in LAC.
 But by 2002, Latinos comprised the largest number of AIDS cases in LAC (44%).

